

**Revised**

10 May 2022

# **RULES FOR EVENTING**



**PONY CLUB**  
WESTERN AUSTRALIA

## Table of Contents

<b>1</b>	<b>Preamble</b> .....	<b>5</b>
<b>2</b>	<b>The FEI Code of Conduct for the Welfare of the Horse</b> .....	<b>5</b>
<b>3</b>	<b>Objectives</b> .....	<b>7</b>
<b>4</b>	<b>Codes of Conduct</b> .....	<b>8</b>
4.1	<i>General Code of Conduct</i> .....	8
4.2	<i>Rider</i> .....	9
4.3	<i>Parent/Guardian</i> .....	9
4.4	<i>Spectator</i> .....	9
4.5	<i>Administrators</i> .....	10
4.6	<i>Officials</i> .....	10
4.7	<i>Coaches</i> .....	10
4.8	<i>Social Media</i> .....	10
<b>5</b>	<b>Dress &amp; Saddlery Check</b> .....	<b>11</b>
<b>6</b>	<b>Acceptance of Rules</b> .....	<b>11</b>
<b>7</b>	<b>Orders</b> .....	<b>11</b>
<b>8</b>	<b>Discipline</b> .....	<b>11</b>
<b>9</b>	<b>Participation</b> .....	<b>11</b>
<b>10</b>	<b>Official Events</b> .....	<b>12</b>
<b>11</b>	<b>Order of Tests</b> .....	<b>12</b>
<b>12</b>	<b>Age of Horses/Ponies</b> .....	<b>13</b>
<b>13</b>	<b>Age of Rider</b> .....	<b>13</b>
<b>14</b>	<b>Qualification of Horse &amp; Rider Combination</b> .....	<b>13</b>
14.1	<i>Upgrading</i> .....	13
14.1.2	<i>Minimum Eligibility Requirements</i> .....	13
14.2	<i>Reverse Qualification – Horse</i> .....	14
14.3	<i>Reverse Qualification - Athlete</i> .....	14
<b>15</b>	<b>Riding Down</b> .....	<b>14</b>
15.1	<i>Riding Down Championships:</i> .....	14
15.2	<i>Riding Down New Rider:</i> .....	15
<b>16</b>	<b>Schedules</b> .....	<b>15</b>
<b>17</b>	<b>Programs</b> .....	<b>15</b>
<b>18</b>	<b>Disclaimer of Liability</b> .....	<b>16</b>
<b>19</b>	<b>Reservation of Right</b> .....	<b>16</b>
<b>20</b>	<b>Results &amp; Reports</b> .....	<b>16</b>
<b>21</b>	<b>Prizes</b> .....	<b>16</b>
<b>22</b>	<b>Classification</b> .....	<b>16</b>
<b>23</b>	<b>Entries</b> .....	<b>17</b>
<b>24</b>	<b>Order of Starting</b> .....	<b>17</b>
<b>25</b>	<b>Eliminated Competitors</b> .....	<b>18</b>
<b>26</b>	<b>Competitor Responsibilities</b> .....	<b>18</b>
26.1	<i>Numbers:</i> .....	18
26.2	<i>Saddlery &amp; Dress:</i> .....	18
26.3	<i>Restriction on Schooling Horses:</i> .....	18
<b>27</b>	<b>Practice Obstacles</b> .....	<b>19</b>
<b>28</b>	<b>Horse &amp; Rider Welfare</b> .....	<b>19</b>
28.1	<i>Rider Fitness &amp; Medical Card:</i> .....	19
28.2	<i>Examination after a fall - Medical Fitness:</i> .....	19
28.3	<i>Concussion</i> .....	19
28.4	<i>Control of Medication of Horses and Riders:</i> .....	19
28.5	<i>Elimination of Rider after Dressage: Before Cross Country:</i> .....	20
<b>29</b>	<b>Dangerous Riding</b> .....	<b>20</b>
29.1	<i>Definition:</i> .....	20
29.2	<i>Warnings and Penalties:</i> .....	21
<b>30</b>	<b>Abuse of Horse</b> .....	<b>21</b>
30.1	<i>Definition</i> .....	21
30.2	<i>Warnings and Penalties</i> .....	21



30.3	<i>Use of the Whip</i> .....	21
30.4	<i>Blood on Horses</i> .....	22
<b>31</b>	<b>Unfitness of Horse</b> .....	<b>22</b>
<b>32</b>	<b>Yellow Warning Cards</b> .....	<b>22</b>
<b>33</b>	<b>Objections/Protests</b> .....	<b>23</b>
<b>34</b>	<b>Officials</b> .....	<b>23</b>
34.1	<i>Duties:</i> .....	23
<b>35</b>	<b>Other Officials</b> .....	<b>24</b>
35.1	<i>Dressage Judges:</i> .....	24
35.2	<i>Cross Country:</i> .....	24
35.3	<i>Jumping:</i> .....	24
<b>36</b>	<b>Appeals Committee</b> .....	<b>24</b>
<b>37</b>	<b>Medical</b> .....	<b>25</b>
<b>38</b>	<b>Veterinary</b> .....	<b>25</b>
<b>39</b>	<b>Communication</b> .....	<b>26</b>
<b>DRESSAGE</b> .....		<b>26</b>
<b>40</b>	<b>Arena Requirements</b> .....	<b>26</b>
<b>41</b>	<b>Dress &amp; Saddlery for Dressage</b> .....	<b>26</b>
<b>42</b>	<b>Lameness: Dressage</b> .....	<b>26</b>
<b>43</b>	<b>Scoring &amp; Rules Governing the Dressage Test</b> .....	<b>26</b>
<b>44</b>	<b>Calculation of Dressage Scores</b> .....	<b>28</b>
<b>45</b>	<b>Errors of Course</b> .....	<b>28</b>
45.1	<i>Reasons for Elimination:</i> .....	29
45.2	<i>Discretionary elimination by Dressage Judges or Technical Delegate:</i> .....	29
<b>CROSS COUNTRY</b> .....		<b>30</b>
<b>46</b>	<b>Cross Country Dress &amp; Saddlery</b> .....	<b>30</b>
46.1	<i>Medical Information</i> .....	30
<b>47</b>	<b>Obstacles</b> .....	<b>30</b>
<b>48</b>	<b>Speeds</b> .....	<b>32</b>
<b>49</b>	<b>Penalties</b> .....	<b>32</b>
<b>50</b>	<b>Definition of Faults</b> .....	<b>33</b>
<b>51</b>	<b>Marking of the Course</b> .....	<b>35</b>
<b>52</b>	<b>Outline of Obstacles</b> .....	<b>36</b>
<b>53</b>	<b>Access to the Course</b> .....	<b>36</b>
<b>54</b>	<b>Plan of the Course</b> .....	<b>36</b>
<b>55</b>	<b>Modifications of the Course</b> .....	<b>36</b>
<b>56</b>	<b>Competitor in Difficulty at an Obstacle</b> .....	<b>36</b>
<b>57</b>	<b>Stopping &amp; Restarting Competitors</b> .....	<b>37</b>
<b>58</b>	<b>Overtaking</b> .....	<b>37</b>
<b>59</b>	<b>Unauthorised Assistance</b> .....	<b>37</b>
<b>60</b>	<b>After Elimination or Retiring</b> .....	<b>38</b>
<b>61</b>	<b>Jump Judges</b> .....	<b>38</b>
<b>62</b>	<b>Timekeeping</b> .....	<b>38</b>
<b>63</b>	<b>Starting</b> .....	<b>39</b>
<b>64</b>	<b>Compulsory Inspection of Horses</b> .....	<b>39</b>
<b>JUMPING</b> .....		<b>40</b>
<b>65</b>	<b>Jumping Rules</b> .....	<b>40</b>
<b>66</b>	<b>Arena</b> .....	<b>40</b>
<b>67</b>	<b>Jumping Dress &amp; Saddlery</b> .....	<b>40</b>
<b>68</b>	<b>Course &amp; Obstacles</b> .....	<b>40</b>
<b>69</b>	<b>Penalties</b> .....	<b>41</b>
APPENDIX I.....		43
<i>Special Rules for State Eventing Championships</i> .....		43
APPENDIX II.....		44
<i>Standards</i> .....		44
APPENDIX III.....		46
<i>Distance and Obstacle Dimensions (Cross Country &amp; Jumping)</i> .....		46
APPENDIX IV.....		47



<i>Gear Checking Requirements</i> .....	47
APPENDIX V .....	48
<i>Prohibited Practice Showjumping Fences</i> .....	48
APPENDIX VI .....	49
<i>Diagrams of Cross Country Obstacles &amp; Faults</i> .....	49
<b>Diagram nr 3</b> .....	<b>49</b>
APPENDIX VII .....	57
EVENTING DRESSAGE TESTS .....	60
APPENDIX VIII .....	61
<b>Diagram nr 4</b> .....	<b>49</b>

## Preamble

These Pony Club WA Eventing Rules are effective from **01 January 2022**.

As from this date, all other texts covering the same matter (i.e. other editions or amendments) issued previously are superseded.

These rules are to be used by affiliated Pony Club's organising Eventing for Pony Club grades.

**Any new or amended EA rules applicable to Eventing shall be considered by the Pony Club WA as early as possible after publication by the EA. Changes will be adopted unless Pony Club WA consider them to be inappropriate for Pony Club.** All EA amendments if adopted will be published on the Pony Club WA State website for circulation to Technical Delegates, Event Organisers, and Zone and Club Secretaries.

### **Eventing consists of three separate tests: Dressage - Cross Country - Jumping**

Although Pony Club WA sets out detailed Eventing Rules, reference should be made to EA & FEI Eventing Rules for any eventuality not covered in this Rulebook. In any unforeseen or exceptional circumstances, it is the duty of the official/s responsible to make a decision in a sporting spirit and in accordance with the intention of these rules.

The EA/FEI Jumping and Dressage Rules apply for the Eventing Jumping and Dressage Tests except where otherwise provided in these Eventing Rules.

***The competitor is ultimately responsible for knowing these rules and complying with them. The appointment of a Technical Delegate or Official, whether or not provided for in these rules, does not absolve the competitor from such responsibility.***

These rules can be downloaded from the Pony Club WA website: [www.ponyclubwa.asn.au](http://www.ponyclubwa.asn.au)

## 1 The FEI Code of Conduct for the Welfare of the Horse

The FEI requires all those involved in international equestrian sport to adhere to the FEI Code of Conduct and to acknowledge and accept that at all times the welfare of the Horse must be paramount. Welfare of the Horse must never be subordinated to competitive or commercial influences. The following points must be particularly adhered to:

### **General Welfare**

Good Horse management

Stabling and feeding must be compatible with the best Horse management practices. Clean and good quality forage, feed and water must always be available.

### **Training Methods**

Horses must only undergo training that matches their physical capabilities and level of maturity for their respective disciplines. They must not be subjected to methods which are abusive or cause fear.

### **Farrier & Tack**

Foot care and shoeing must be of a high standard. Tack must be designed and fitted to avoid the risk of pain or injury.

### **Transport**

During transportation, Horses must be fully protected against injuries and other health risks. Vehicles must be safe, well ventilated, maintained to a high standard, disinfected regularly and driven by competent personnel. Competent handlers must always be available to manage the Horses.

Transit - All journeys must be planned carefully, and Horses allowed regular rest periods with access to food and water in line with current FEI guidelines.

### **Fitness to Compete**

Participation in Competition must be restricted to fit Horses and Riders of proven competence. Horses must be allowed suitable rest period between training and Competitions; additionally rest periods should be allowed following travelling.

### **Health Status**

No Horse deemed unfit to compete may compete or continue to compete; veterinary advice must be sought whenever there is any doubt.

### **Doping & Medication**

Any action or intent of doping and illicit use of medication constitutes a serious welfare issue and will not be tolerated. After any veterinary treatment, sufficient time must be allowed for full recovery before Competition.

### **Surgical Procedures**

Any surgical procedures that threaten a competing Horse's welfare or the safety of other Horses and/or Riders must not be allowed.

### **Pregnant & recently foaled Mares**

Mares must not compete after their fourth month of pregnancy or with foal at foot.

### **Misuse of Aids**

Abuse of a Horse using natural riding aids or artificial aids (e.g. whips, spurs, etc.) will not be tolerated.

### **Events must not prejudice Horse Welfare**

Horses must be trained and compete on suitable and safe surfaces. All obstacles and Competitions.

### **Competition Area**

Conditions must be designed with the safety of the Horse in mind.

### **Ground Surfaces**

All ground surfaces on which Horses walk, train or compete must be designed and maintained to reduce factors that could lead to injuries.

### **Extreme Weather**

Competitions must not take place in extreme weather conditions that may compromise welfare or safety of the Horse. Provision must be made for cooling conditions and equipment for Horses after competing.

### **Stabling at Events**

Stables must be safe, hygienic, comfortable, well ventilated and of sufficient size for the type and disposition of the Horse. Washing-down areas and water must always be available.

### **Humane treatment of Horses**

#### **Veterinary treatment**

Veterinary expertise must always be available at an Event. If a Horse is injured or exhausted during a Competition, the Riders must stop competing and a veterinary evaluation must be performed.

#### **Referral Centre**

Wherever necessary, the Horse should be collected by ambulance and transported to the nearest relevant treatment centre for further assessment and therapy. Injured Horses must be given full supportive treatment before being transported. Competition injuries the incidence of injuries sustained in Competition should be monitored. Ground surface conditions, frequency of Competitions and any other risk factors should be examined carefully to indicate ways to minimise injuries.

### **Euthanasia**

If injuries are sufficiently severe a Horse may need to be euthanized by a veterinarian as soon as possible on humane grounds, with the sole aim of minimising suffering.

### **Retirement**

Horses must be treated sympathetically and humanely when they retire from Competition.

### **Education**

The FEI urges all those involved in equestrian sport to attain the highest possible levels of education in areas of expertise relevant to the care and management of the Competition Horse.

This Code of Conduct for the Welfare of the Horse may be modified from time to time and the views of all are welcomed. Particular attention will be paid to new research findings and the FEI encourages further funding and support for welfare studies.

## **2 Objectives**

The competition provides the Pony Club with a test requiring courage, determination and all round riding ability on the part of the rider and careful and systematic training of the horse. The object is to encourage a higher standard of riding throughout the Pony Club and to stimulate among the future generations a greater interest in riding as a sport and as a recreation.

Throughout this paper:

**'Member'** is an ordinary member (up to 17 years) of a Pony Club affiliated with Pony Club Western Australia.

**'Associate'** is an Associate Member (aged 17 years and less than 25 years on January 1st in this current calendar year) of a Pony Club affiliated with Pony Club Western Australia.

*Riders may* compete at any Pony Club WA one day event from the beginning of the calendar year in which the rider turns 9.

The word 'horse' is used as an inclusive term to refer to horses and ponies.

**Qualifying rules State Championships refer to Appendix 1**

### **3 Codes of Conduct**

Pony Club Western Australia promotes the following codes of conduct to all people involved in any way with the sport of pony club. These codes of conduct highlight the principles and values of Pony Club WA and our related policies.

In competition, breaches of the Codes of Conduct, including the use of bad and/or abusive language, by competitor, parent, team manager, coach or official may entail disqualification of the individual competitor or team. At all other times, breaches of the Codes of Conduct by persons involved in the sport of pony club will follow disciplinary procedures as outlined in the Disciplinary Policy.

#### **3.1 General Code of Conduct**

As a person involved in any way with the sport of pony club, the following standards of behaviour are expected.

##### **Fairness**

1. Operate within the rules and spirit of your sport, promoting fair play over winning at any cost.
2. Encourage opportunities for participants to learn appropriate behaviours and skills.
3. Encourage participation in all aspects of the sport.
4. Be fair, considerate and honest in all dealing with others.

##### **Respect**

5. Treat each person as an individual.
6. Be a positive role model.
7. Display control, tolerance and courtesy to all involved with the sport.
8. Value the rights, dignity and worth of every person regardless of their gender, ability, cultural background or religion.

##### **Safety**

9. Ensure your actions contribute to a safe environment.
10. Ensure your actions contribute to a harassment free environment.
11. Do not tolerate violence or abusive behaviours.
12. Show concern and caution towards others who may be sick or injured.

##### **Responsibility**

13. Be aware of Pony Club WA's standards, rules and policies including, but not limited to, the Member Protection Policy.
14. Ensure interaction with persons under the age of 18 years is appropriate and that unaccompanied and unobserved activities are avoided wherever practical.
15. Always make responsible choices and adopt appropriate behaviours with respect to alcohol and recreational, illicit and performance enhancing drugs.
16. Act with integrity and accept responsibility for your actions.
17. Make a commitment to providing quality service.
18. Understand your responsibility if you breach, or are aware of any breaches of these Codes of Conduct and other Pony Club WA rules, regulations and policies.
19. Be a positive role model.



### **3.2 Rider**

1. Abide by the General Code of Conduct.
2. Ride by the rules.
3. Never argue with an official. If you disagree, have your Team Manager approach the Official during a break or after the competition.
4. Control your temper. Verbal abuse of officials, sledging other competitors, deliberately distracting or provoking other competitors is not acceptable or permitted behaviours in any sport.
5. Work equally hard for yourself and/or for your team. Your team's performance will benefit; so will you.
6. Be a good sport. Applaud all good efforts whether they are by your team or other competitors. Treat all participants in your sport, as you would like to be treated. Do not interfere with, bully or take unfair advantage of another competitor.
7. Cooperate with your coach, teammates and other competitors. Without them there would be no competition.
8. Participate for your own enjoyment and benefit, not just to please parents and coaches.
9. Respect the rights, dignity and worth of all participants regardless of their gender, ability, cultural background or religion.

### **3.3 Parent/Guardian**

1. Abide by the General Code of Conduct.
2. Remember that children participate in sport for their enjoyment.
3. Encourage children to participate, do not force them.
4. Focus on the child's efforts and performance rather than winning or losing.
5. Encourage children always to play according to the rules and settle disagreements without resorting to hostility or violence.
6. Never ridicule or yell at a child for making a mistake or losing a competition.
7. Remember that children learn by best example. Appreciate good performances and skilful plays by all participants.
8. Support all efforts to remove verbal and physical abuse from sporting activities.
9. Respect officials' decisions and teach children to do likewise.
10. Show appreciation for volunteer coaches, officials and administrators. Without them, your child could not participate.
11. Respect the rights, dignity and worth of every young person regardless of their gender, ability, cultural background or religion.

### **3.4 Spectator**

1. Abide by the General Code of Conduct.
2. Respect the decisions of officials and teach young people to do the same.
3. Never ridicule or scold a young rider for making a mistake. Positive comments are motivational.
4. Condemn the use of violence in any form, whether it is by other spectators, coaches, officials or riders.
5. Show respect for other competitors. Without them there would be no competition.
6. Do not use violence, harassment or abuse in any form (that is, do not use foul language, sledge or harass riders, coaches, officials or other spectators).

7. Respect the rights, dignity and worth of every person regardless of their gender, ability, cultural background or religion.

### **3.5 Administrators**

1. Abide by the General Code of Conduct.
2. Involve your people in planning, leadership, evaluation and decision making relating to the activity.
3. Give all young people equal opportunities to participate.
4. Create pathways for young people to participate in sport not just as a competitor but also as a coach, official and administrator etc.
5. Ensure that rules, equipment, competition and training schedules are modified to suit the age, ability and maturity of young riders.
6. Provide quality supervision and instruction for riders.
7. Remember that young people participate for their enjoyment and benefit. Do not overemphasise awards.
8. Help instructors and officials highlight appropriate behaviour and skill development, and help improve the standard of instruction and officiating.
9. Ensure everyone involved in junior sport emphasises fair play, and not winning at all costs.
10. Where appropriate, make available a copy of the Codes of Conduct to spectators, officials, parents, instructors, riders and the media and encourage them to follow it. Remember you set an example. Your behaviour and comments should be positive and supportive.
11. Make it clear that abusing young people in any way is unacceptable and will result in disciplinary action.
12. Respect the rights, dignity and worth of every young person regardless of their gender, ability, cultural background and religion.

### **3.6 Officials**

1. Abide by the General Code of Conduct.
2. Compliment and encourage all participants.
3. Be consistent, objective and courteous when making decisions.
4. Condemn non-supportive behaviour and promote respect for all competitors.
5. Emphasise the spirit of the competition rather than the errors.
6. Encourage and promote rule changes that will make participation more enjoyable.
7. Be a good sport yourself. Actions speak louder than words.
8. Keep up to date with the latest trends in officiating and the principles of growth and development of young people.
9. Remember you set an example. Your behaviour and comments should be positive and supportive.
10. Place the safety and welfare of the participants above all else.
11. Give all you people a 'fair go' regardless of their gender, ability, cultural background or religion.

### **3.7 Coaches**

1. Abide by the General Code of Conduct.
2. Abide by the NCAS Coaches Code of Ethics (refer to the Pony Club WA Handbook).

### **3.8 Social Media**

Please refer to the Pony Club WA Member Protection Policy

## 4 Dress & Saddlery Check

Prior to **EACH** phase a Gear Checker will approve dress, numbers, whips, spurs and saddlery as defined in the most current **Pony Club WA Gear Checking Manual, Sport Précis & Amendments**.

All Riders competing in Pony Club WA events must comply with these rules of dress and saddlery even if they vary from any other association's codes. Likewise Pony Club WA riders competing in EA organised events may wear their full Pony Club uniform in Pony Club WA classes but must comply with the EA dress and saddlery codes in official classes.

Ideally, a Gear Check briefing should be held prior to the start of the competition and a Chief Gear Checker appointed.

Any queries to be directed firstly to the Chief Gear Checker and then to the Technical Delegate must consult with the Gear Checker before making a decision, they must sign off on the Gear Checking report form.

**Riders who do not present for Gear Check will be eliminated at the discretion of the Technical Delegate.**

## 5 Acceptance of Rules

All members of the Pony Club Western Australia shall accept and be bound by these rules. Making an entry for any Official Event constitutes implicit acceptance of the Pony Club WA most current rules for Eventing.

Although this booklet sets out detailed Eventing Rules, reference should be made to the current **EA/FEI Eventing Rules & EA & FEI General Regulations** for any eventually, not covered in this Rule Book. In any unforeseen or exceptional circumstances, it is the duty of the officials responsible to make a decision in a sporting spirit and in accordance with the intention of these Rules.

**Ultimately the competitor is responsible for knowing these rules and complying with them. The appointment of a Technical Delegate or official, whether or not provided for in these rules, does not absolve the competitor from such responsibility.**

## 6 Orders

Riders and owners of competing horses and other people associated with them must, under penalty of elimination, obey any order or direction given to them by any responsible official and they must, in particular, be careful not to do anything liable to upset or hinder the undisturbed progress of the competition.

## 7 Discipline

In the event of misconduct or breach of these rules, the Pony Club WA Technical Delegate shall report in writing within 14 days such misconduct or breach of the rules to the Pony Club WA Eventing Committee. The report will be recorded in the Disciplinary Register, and the Organiser and the Technical Delegate will be notified. In the case of repeated or severe offences the Rider concerned may have their entry to future Pony Club WA events declined for a specified period of time determined by the Pony Club WA Eventing Committee.

## 8 Participation

Riders entered in Pony Club classes must be current financial members of a Pony Club affiliated with the Pony Club WA.

A horse may compete in Pony Club WA ODE's from the beginning of the calendar year in which it turns 5 years.

***PC 110 level Competitions: A horse may compete in competitions of PC110 level from the beginning of the calendar year in which he reaches the age of six.***

One-day events are open equally to horses and ponies, provided they and their riders meet all the relevant qualifications.

Qualifications for competitions will be as a Horse & Rider combination. Unless specifically exempted by Pony Club WA.

In Pony Club classes, Pony Club WA members and Open Riders may not compete in the same class. Classes may be offered for Open Riders at the Organiser's discretion.

Horse and Rider combinations are graded according to their performances over the previous twelve months.

See Appendix 1 for special Rules for State Championships

No stallions or rigs are allowed in Pony Club competitions.

## 9 Official Events

All Official Events consist of three separate tests:

- Dressage
- Cross-Country
- Jumping

The marks of which are cumulative.

Pony Club Western Australia Official Events are those held under the rules contained in this book.

Organisers must apply in writing to the relevant Pony Club WA Office for permission to conduct Official Events.

State bodies will apply directly to the PCA Board for permission to conduct Official Events.

No Official Event may be conducted without authorisation from PCA or Pony Club WA .

## 10 Order of Tests

The dressage test will always be held first.

The order of the Cross Country and Jumping tests is optional but must be clearly stated in the schedule. The Dressage Test always takes place first followed by Cross Country and then Jumping. The Cross Country and Jumping may be reversed at the discretion of the Organising Committee.

The timetable must provide for competitors to have an interval of **60** minutes between completion of one test and start of the next.

When Jumping takes place after Cross Country, competitors must be allowed an interval of **60** minutes between these tests.

In exceptional circumstances, the Technical Delegate may authorise a reasonable reduction in these minimum interval.

## 11 Age of Horses/Ponies

A horse may compete in PC45, PC65, PC80, PC95 & PC105 competitions from the beginning of calendar year in which it turns 5 years.

**PC 110 level Competitions:** *A horse may compete in Competitions of PC 110 level from the beginning of the calendar year in which he reaches the age of six.*

**NOTE:** *The onus is on the OWNER/RIDER to provide proof of Horses Age.*

## 12 Age of Rider

**PC 110 Classes:** Age as at 1 January of the calendar year – 13 years.

**PC 105 Classes:** Age as at 1 January of the calendar year – 12 years.

**PC 95 Classes:** Age as at 1 January of the calendar year – 11 years.

**PC 80 Classes:** Age as at 1 January of the calendar year – 10 years.

**PC 65 Classes:** Age as at 1 January of the calendar year – 9 years.

**PC 45 Classes:** Age as at 1 January of the calendar year – 8 years.

## 13 Qualification of Horse & Rider Combination

Clubs must ensure that the horse & rider combination are competent for the level at which they have been nominated.

### 13.1 Upgrading

A PC 95, PC105 Rider Categorization, including Open classes.

If a rider has 15 MER's (Minimum Eligibility Requirements) at a level, or higher level, over a rolling 8-year period then this deems the rider to be categorised at that level.

### 14.1.2 Minimum Eligibility Requirements

All results must be as a combination unless the rider is categorised at the level they are entering. Refer to rule EA 519.1

- For a horse and rider to start in PC 115 they must have 3 qualifying results in PC 105 or official CCN1\*. Results must be as a combination for Junior riders - if established/categorised exemption by application may be considered. One of these results may not have more than 20 Cross Country jumping faults. The other 2 must be clear of Cross Country jump faults.
- A rider who is established/categorised, as per EA National Rules, to ride at CC4\* level, may enter a horse at PC115 level competitions without the horse having any previous qualifying results.
- For a horse and rider to start in PC 105 they must have 3 qualifying results in PC 95 or official EvA95. Results must be as a combination for Junior riders - if established/categorised exemption by application may be considered. One of these results may not have more than 20 Cross Country jumping faults. The other 2 must be clear of Cross Country jump faults.
- A rider who is established/categorised, as per EA National Rules, to ride at CC3\* level, may enter a horse at PC105 level competitions without the horse having any previous qualifying results.
- For a horse and rider to start in PC 95 they must have 2 qualifying results in PC 80 or official EvA80. Results must be as a combination for Junior riders. One of these results may not have more than 20 Cross Country jumping faults. The other 1 must be clear of Cross Country jump faults.
- A rider who is established/categorised, as per EA National Rules, to ride at CC2\* level, may enter a horse at PC95\* level competitions without the horse having any previous qualifying results.

***NOTE: Qualification for State Championships see Appendix I***

### **13.2 Reverse Qualification – Horse**

A reverse qualification is the obligation for a Horse to show restored competence at a lower level after a number of unsuccessful attempts at a certain level. Reverse qualification only applies to the horse.

A reverse qualification is triggered by

- two (2) consecutive Cross Country eliminations or
- a total of three (3) Cross Country eliminations within a twelve (12) months rolling period of time.

For this purpose the relevant reasons of elimination on Cross Country would be:

- a) Three (3) refusals at one jump or four (4) refusals over the whole course
- b) Fall of Horse or Athlete
- c) Dangerous riding

If a reverse qualification is triggered by eliminations that occur at different levels, then the Horse must obtain a MER (Minimum Eligibility Requirement) at the level below the highest level of Competition at which an elimination occurred.

Minimum Eligibility Requirement – A horse/rider combination must complete two (2) competitions with a Qualifying score for that level.

### **13.3 Reverse Qualification - Athlete**

In addition to the above, should an Athlete be fully involved with two (2) reverse qualifications of a horse within a twelve (12) months rolling period of time the rider will drop down one (1) level for one (1) year, as of the date of the second reverse qualification and shall be recorded on the Reverse Qualification Database.

Reverse qualification applies to Pony club levels 65cm, 80cm, 95cm, 105cm and PC 110. Any horse/rider combination at 80cm or below that receives a reverse qualification must get the written approval of a PC NCAS Level 1 coach before they can upgrade to 65 or 80cm again.

## **14 Riding Down**

Riding Down one level from a higher level for which a horse is qualified, carries no penalty. Riding Down two or more levels will incur 7.5 penalties, to be added to the total of faults for the three phases.

This applies to horse/rider combinations that have ridden at a higher level at either PC or EA events.

It is the responsibility of the competitor to inform the Organizing Committee at the time of entry that he is riding down two or more levels.

### **14.1 Riding Down Championships:**

A horse/rider combination shall NOT be allowed to ride down directly to a Championship. If a horse has been ridden down, it shall only be allowed to compete at a Championship if it has competed only at the lower level for the 12 calendar months prior to the Championships.

If the grade that the horse/rider combination is qualified is not offered then, at the committee's discretion, a rider may ride down at Championships at and carry the 7.5 penalties.

A Horse Rider Combination is deemed to have qualified if they have achieved a qualifying score at least two or more events at the level in the 12 months preceding the close of entries.

### **14.2 Riding Down New Rider:**

A horse qualified for a certain level, upon having a new rider, shall be able to reduce any number of levels without penalty, to the highest level for which the new rider is qualified. It shall then be considered to be qualified at that level. **Pony Club competitors will not be penalized, in any way whatsoever for acquiring and/or riding an EA graded horse in Pony Club Eventing.**

## **15 Schedules**

A copy of the event schedule for the competition must be sent to the Technical Delegate for approval before it is published. Event schedules for the competition should be published by the organiser:

- only with the approval of the Technical Delegate; and
- not less than four weeks before the event.

Schedules need not repeat the rules contained in this Rulebook but must include:

- Statement that this Event is held under the Pony Club WA Eventing Rules 2020.
- Statement that riders entered in Pony Club classes must be current financial members of a Pony Club affiliated with Pony Club WA and compete in full Pony Club uniform.
- Statement that a horse may compete in PC45, PC65, PC80, PC95 & PC105 Pony Club WA ODE's from the beginning of the calendar year in which it turns 5 years.
- PC 110 level Competitions: A horse may compete in Competitions of PC 110 level from the beginning of the calendar year in which he reaches the age of six. NOTE: The onus is on the OWNER/RIDER to provide proof of Horses Age.
- Place and date of event.
- Classes to be held and qualification level of horse permitted in class/es.
- Name and addresses of the Organiser and Secretary.
- Name of Technical Delegate.
- Provisional timetable, including order of Cross Country & Jumping.
- Number of horses per rider per class/division.
- Substitutions.
- Dressage test for each class.
- Closing dates and conditions for entries and declarations.
- Time at which Cross Country course is open for inspection by competitors.
- Method of notification of final draw and starting time.
- Administrative arrangements such as stabling and accommodation.
- Disclaimer of liability.
- Organiser's reservation of right.

## **16 Programs**

Subject to prior approval by the Technical Delegate, the event program for the competition must be published or distributed by the organiser prior to the commencement of the competition.

All programs must include the following:

- Statement that the Event is held under the Pony Club WA Eventing Rules 2020
- List of entries with scoresheet
- Disclaimer of liability
- Organiser's reservation of right

The following additional items should be included

- Brief rules and system of scoring
- The dressage test/s
- Rule on unauthorised assistance
- If dogs are permitted at the venue they must be kept on a hand held lead at all times
- Advertisements

## 17 Disclaimer of Liability

The following disclaimer must be printed on all entry forms, schedules and programs.

***"Neither the Organising Committee of any event to which these rules apply nor the Pony Club Western Australia accepts any liability for any accident, damage, injury, or illness to horses, riders, ground, spectators or any other person or property whatsoever."***

## 18 Reservation of Right

The following reservation of right must be printed on all schedules and programs:

- The organiser reserves the right:
- To cancel any class or event
- To divide any class
- To transfer competitors between sections of or a class
- To alter the advertised times
- To refuse any entry, with or without stating the reason

## 19 Results & Reports

Scores will be displayed on the Public Scoreboard as soon as possible after a competitor has completed the test.

The Organising Committee (OC) must send to the Pony Club WA office within seven days of the event the following:

- Accident Reports
- Gear Checking Reports
- Levies Report

## 20 Prizes

In Pony Club all prizes awarded will be at the discretion of the Organisers.

## 21 Classification

The same rider must complete all three tests mounted on the same horse. Disqualification from one



test involves disqualification from the whole competition.

The classification is reached by adding together all the penalty points incurred in the different tests.

The winner is the competitor with the lowest total of penalty points.

In the case of a tie, the winner or placegetter will be the one with the best Cross Country obstacle score (total of Jumping and time penalties). If there is still a tie, the winner or placegetter will be the one whose Cross Country time was the closest to the optimum time. If there is still equality, the classification will be decided in favour of the competitor with the best score in the Jumping test (time and Obstacles). If there is still equality, the classification will be decided in favour of the competitor with the best time (fastest) in the Jumping test. If there is still equality, the classification will be decided in favour of the competitor with the best Collective Marks in the dressage test. If there is still equality the tie will remain in the final classification EA 528. 1.6

## 22 Entries

Entry form must be signed by the parent or guardian of the Rider if the Rider is under 18 years of age.

Entry fee will be set by the organising committee.

Entry fees will be refunded less an administration fee on production of either a Veterinary or Medical/Doctors Certificate (an administration fee of up to 25% can be deducted) to competitors who withdraw after the close of entries.

Substitutions are permitted accompanied by a Veterinary Certificate. Mounts may be substituted before the commencement of the event upon presentation of a Veterinary Certificate. If such a substitution is made, the replacement mount must be eligible within the terms of the Pony Club WA Rules.

No substitution of rider is permitted under any circumstances.

Withdrawals must be made by 4.00 pm on the day before the event, **or as stated in the schedule.**

Riders are restricted to TWO rides in any Pony Club WA one day event.

Where a rider enters two horses in the same grade, both horses may compete for any awards offered for that grade and both might gain qualifications for Championship event. However, a rider may enter only one horse per grade at State Championships, and a maximum of two horses in the event (i.e. a rider may not enter two horses in the same grade at State Championships AND the SECOND nominated horse may NOT displace another rider who is entering their primary horse for that grade).

**State Championships qualifying criteria Refer Appendix I**

## 23 Order of Starting

The order of starting will be drawn after entries have been received.

Riders with more than one horse to ride and those with long distances to travel may be seeded at the discretion of the Organiser.

The order of starting drawn up after close of declarations will be adhered to throughout the competition, unless the Jumping test takes place last, in which case the order of starting of this test may be changed at the discretion of the Organiser.

The order of starting will be posted at the Secretaries Office on the ground not later than 5.30pm and must be available to Riders by telephone up to 9.30pm on the day before the event, or alternatively, riders must be provided with a copy of the draw at least 35 hours before the start of the competition.

Riders must, under penalty of elimination, be prepared to start in order as shown in the draw. If, in exceptional circumstances, it is necessary to alter the timetable, all reasonable steps must be taken to inform competitors when they must, under penalty of elimination, be prepared to start at their

revised times.

The method of distributing this information must be clearly shown in the schedule. The order of starting will be posted at the Secretaries Office on the grounds.

## 24 Eliminated Competitors

Eliminated riders are NOT allowed to compete in subsequent phases without the approval of the TD, who retains the discretion to eliminate them from any further participation on the grounds of welfare or safety.

## 25 Competitor Responsibilities

Ultimately the competitor is responsible for knowing these rules and complying with them. The appointment of a Technical Delegate or official, whether or not provided for in these rules, does not absolve the competitor from such responsibility.

### 25.1 Numbers:

Horse: For the purpose of easy identification after a rider has been separated from their horse, a horse must carry its number either on the saddle cloth or the bridle in all phases.

Rider: For the purpose of easy identification, competitors BIB numbers must be worn at all times by the rider when the horse is being ridden, exercised or lunged, during the Dressage, Cross-Country, Jumping tests and when walking the Jumping course. Numbers must be worn in front and on their backs. Hair must be neatly restrained and long hair to be plaited to collar-length and restrained in a hairnet in such a way that the competitor number is visible from front and back. Parents, grooms, etc. when lunging or exercising the horse/pony, must wear the competitors BIB number front and back. The rider is still required to wear a BIB number during each phase of the competition.

### 25.2 Saddlery & Dress:

Must be checked prior to each test.

Competitors are to *know* and *comply* with saddlery and dress requirements for Pony Club WA Eventing. Particularly in wearing rider numbers, horse numbers, correct protective headgear, body protectors and medical armbands.

Refer to Pony Club WA most current gear-checking manual for full details [www.ponyclubwa.asn.au](http://www.ponyclubwa.asn.au)

### 25.3 Restriction on Schooling Horses:

Under penalty of elimination, unless specifically authorised by the Technical Delegate competitors are forbidden to ride close to the Cross Country fences, or in the Jumping and dressage arenas.

A competitor who allows another person to school his/her horse during the Event will be eliminated.

No competitor may have practised on any of the obstacles to be used in the competition for four weeks before the competition. It is also forbidden, under penalty of elimination, to inspect the Cross Country obstacles or course before it is officially open to the riders unless authorised by The Technical Delegate. Exemptions to the four- week time closure may be requested in writing to the Pony Club WA Eventing Committee.

A groom may work the horse in hand or lunge.

## 26 Practice Obstacles

Competitors may only jump in practice those practice obstacles provided by the Organising Committee.

### **Cross Country Practice Obstacles**

The organising committee must provide a practice warm-up area near the start of the Cross Country with at least two fixed obstacles and/or knock down obstacles, of which dimensions may not exceed those of the Cross Country phase and which must be marked with red & white flags. These are the only practice obstacles which may be jumped.

### **Jumping Practice Obstacles**

The Organising Committee must also provide at least two adjustable practice obstacles, one vertical and one spread, in the exercise area near the Jumping arena. These obstacles, constructed in the usual manner, must be marked with red and white flags.

- No part of the obstacle may be held by anyone during practice jumping.
- These obstacles may not be raised more than 10 cm above the height allowed in the Jumping test.
- The spread may never exceed the maximum permitted.
- The practice obstacles shall only be jumped at times laid down by the Organising Committee.
- Violation of any of the above provisions relating to practice obstacles will result in elimination.

**Prohibited Practice obstacles - see Appendix V**

## 27 Horse & Rider Welfare

### **27.1 Rider Fitness & Medical Card:**

All active participants at Pony Club WA events must carry on them or have an accompanying adult carry up to date information regarding current or previous medical conditions. In the Cross Country phase it is recommended for all riders to wear a Medical Armband on the upper left arm or upper left hand sleeve on bib.

Riders are responsible to record all injuries on the Medical card.

### **27.2 Examination after a fall - Medical Fitness:**

If there is any doubt in regard to fitness to compete the Technical Delegate may eliminate the rider at their discretion. A veterinarian or Official Medical Officer as appropriate **MUST** examine all horses and riders that have a fall during training or competition before they either take part in another test, event or leave the competition site.

### **27.3 Concussion**

When a Rider has an accident that, in the reasonable opinion of attending Event Ambulance Officers, Paramedics or Doctors following proper medical assessment, results in concussion or suspected concussion, that Rider must be eliminated from the competition and is ineligible to take part in any other Competition at that event. A 21 day mandatory medical suspension will apply as per the Pony Club Australia Concussion Policy.

### **27.4 Control of Medication of Horses and Riders:**

The control of Medication of Horses must be conducted in accordance with the FEI General Regulations (art 145) and FEI Veterinary Regulations, and the Equestrian Australia National Medication Control Policy and EADMC Rules.

Riders are responsible for knowing what constitutes an anti-doping violation and the substances and methods which have been included on the prohibited list. Riders may be required to complete and submit a Therapeutic Use Exemption (TUE) application before participating in events.

Some substances included in the list of prohibited substances are used to treat medical conditions frequently encountered. For these substances no TUE is required, instead a Declaration of Use (DOU) must be submitted by the Rider.

### **27.5 Elimination of Rider after Dressage: Before Cross Country:**

If a rider obtains a poor Dressage score further to lack of control of the horse, the Technical Delegate has the responsibility to review the ability of the rider and eliminate him/her if it is thought that this could lead to non-control of horse during the Cross Country phase. A poor Dressage score is not necessarily related to lack of control.

As a preventative risk management measure the Technical Delegate at any time throughout the competition has the right and duty to eliminate a rider to prevent them from starting the Cross Country test if there is any serious concerns regarding their ability to control the horse in that test. Any such elimination must be associated with an official recorded warning.

## **28 Dangerous Riding**

### **28.1 Definition:**

Any RIDER who, at any time during the Competition deliberately or unintentionally by incompetence is exposing himself, his Horse or any third party to a higher risk than what is strictly inherent to the nature of the Competition will be considered to have acted dangerously and will be penalised accordingly to the severity of the infringement. Such acts may include without limitation any of the following:

- Riding out of control (Horse clearly not responding to the RIDERS restraining or driving aids).
- Riding fences too fast or too slow.
- Repeatedly standing off fences too far (pushing the Horse to the foot of the fence, firing the Horse to the fence).
- Repeatedly being ahead or behind the Horse movement when jumping.
- Series of dangerous jumps.
- Severe lack of responsiveness from the Horse or the RIDER.
- **PC110:** Continuing after three clear refusals, a fall or any form of elimination.
- **PC105-PC45:** Continuing after four clear refusals, 3 refusals at the same jump, a fall or any other form of elimination.
- Endangering the public in any way
- Jumping obstacles not part of the course.
- Willful obstruction of an overtaking RIDER and/or not following the instructions of the Officials causing danger to another RIDER.

The Technical Delegates have the right and the duty to monitor possible cases of dangerous riding and, if appropriate and practical, to stop and eliminate a RIDER on the Cross Country course for dangerous riding.

If not directly witnessed by, the Technical Delegate the incident must be reported as soon as possible to the Technical Delegate who will decide if and how to penalize the RIDER.

The Technical Delegate can designate one or more assistants (e.g. experienced Eventing Officials who are not in an official function at the competition to monitor possible cases of dangerous riding in the



Cross Country. It is recommended that these additional Officials be grouped in pairs on the Cross Country course.

**All incidents must be reported to the Technical Delegate.**

### **28.2 Warnings and Penalties:**

Different cases of dangerous riding will be dealt with one of the following provisions:

- Recorded Verbal Warning
- Yellow Warning Card.
- 25 penalties.
- 25 penalties + Yellow Warning Card.
- Elimination.
- Elimination + Yellow Warning Card.

*Note: 25 penalties will count as Cross Country obstacles penalties in the results.*

Any of the above sanctions applied must always be reported by the Technical Delegate to be added on the Rider sanction list.

## **29 Abuse of Horse**

### **29.1 Definition**

Abuse of Horse means an action or omission which causes or is likely to cause pain or unnecessary discomfort to a Horse included but not limited to:

- Rapping.
- Riding an exhausted Horse.
- Excessive pressing of a tired Horse.
- Riding an obviously lame Horse.
- Excessive use of whip, bit and/or spurs.
- Horses bleeding on the flank(s) or back indicating excessive use of the whip and/or spurs.

If not directly witnessed by the Technical Delegate, the incident must be reported as soon as possible to the Technical Delegate through the Secretary of the Organising Committee or Cross Country Control Centre as appropriate. Where possible the report should be supported by a statement from one or more witnesses.

The Technical Delegate must decide if there is a case to be answered

### **29.2 Warnings and Penalties**

Any act or series of actions that in the opinion of the Event Officials can be defined as abuse of Horse must be reported to the Technical Delegate will be dealt with one or more of the following provisions:

- Recorded Verbal Warning.
- Yellow Warning Card.
- Elimination.
- Disqualification.

### **29.3 Use of the Whip**

Excessive and/or misuse of the whip maybe considered abuse of Horse and will be reviewed case by case by the Technical Delegate according to the following principles:

- The whip is not to be used to vent a Riders temper.
- The whip is not to be used after elimination.
- The whip is not to be used after a horse has jumped the last fence on a course.
- The whip is not to be used overhand, (i.e. a whip in the right hand being used on the left flank).
- The whip is not to be used on a horse's head.
- The whip is not to be used more than three times for any one incident.
- If a Horse skin is broken the use of the whip is always excessive.

#### **29.4 Blood on Horses**

Blood on horses may be an indication of abuse of Horse and must be reviewed case by case by the Technical Delegate

In minor cases of blood in the mouth, such as where a Horse appears to have bitten its tongue or lip, or minor bleeding on limbs, after investigation the Technical Delegate may authorise the Rider to continue

### **30 Unfitness of Horse**

If at any time during the competition a horse is lame or unfit to continue, it may be eliminated on the authority of the Technical Delegate or the Chief Cross Country Judge (see also **Lameness Dressage**).

Riders are warned that competing with a horse in such a condition can amount to abuse.

### **31 Yellow Warning Cards**

Yellow Warning Card or Official Warning may be issued by **the Technical Delegate** for the following offences at **Pony Club WA Official Events**:

- Abuse of Horse
- Incorrect Behaviour
- Dangerous Riding

While it is clearly not possible for an Official to witness all that occurs at an event, he or she should satisfy themselves that such an offence has, in all likelihood, occurred in the fashion reported to him or her.

In the case of a Yellow Warning Card being awarded by an Official, he or she should ideally deliver it personally to the Rider, together with an explanation as to why it is being issued and the possible consequences of any further offences being committed.

Official Warnings will also ideally be delivered personally to the rider with an explanation as to why it is being issued and the possible consequences of any further offences being committed.

In the case of riders under the age of **18 years, a Parent/Guardian** must be present when personally delivering the Yellow Warning Card or Official Warning.

All Yellow Warning Cards and Official Warnings (except those issued to riders under the age of 18 years) must be posted on the Official notice board even if personally delivered.

If it is not possible to deliver the Yellow Warning Card or Official Warning personally it must still be posted on the official notice board.

The receipt of a Yellow Warning Card suspends any penalty until new offences take place.

The Pony Club WA Official will advise their State Branch and or State Eventing Committee of the issue of ALL Yellow Warning Cards, or Official Warnings and the reasons for the issue within 48 hours

of the event.

The **Pony Club WA** State Eventing Committee, shall as soon as possible advise the **Pony Club WA Office**, who will arrange for the Yellow Warning Card issue or Warning to be entered into a Database and will place the notice on the **Pony Club WA** Website (except those issued to riders under the age of 18 years, these will not be published on the website) .

The name of the official giving the Warning or the Yellow Card and their jurisdiction at the event e.g. Technical Delegate, should be listed on the Database, alongside the reason for the decision.

A rider receiving two Yellow Warning Cards within a 12 month period for the same offence will incur an automatic disqualification from competition for two months, from the date of the second offence. There will be no right of appeal.

## 32 Objections/Protests

Only the owner or his authorised agent, or the rider of a horse taking part in the competition or in a team event only the team manager is entitled to lodge an objection.

Protests must be in writing, signed by the person making the protest, and presented personally to the Event Secretary or the Technical Delegate, as the case may be, together with any supporting evidence, names of witnesses and the necessary deposit of \$50.

Protests concerning the eligibility of a rider or horse or to the conditions of the arena: not later than 30 minutes before the start of the relevant competition.

Protests concerning an obstacle, or the plan or length of the course for a Jumping competition: not later than 15 minutes before the start of the competition.

Protests concerning the Cross Country obstacles or courses in eventing no later than 6pm on the day before the relevant competition.

Protests concerning irregularities or incidents during a competition, or the classification of a competition: not later than 30 minutes after the announcement of the results or the posting of results on the event notice board.

Any person making a protest should, if possible, secure witnesses to the incident and any other form of evidence, and either brings them to the body before which the protest is lodged, or obtains written statements from them, duly signed, together with their names and addresses.

The Technical Delegate shall consider all types of evidence submitted to them (e.g. written /audio/visual) purely in the interest of making a fair decision.

The Technical Delegate may, in the course of an event, collect any form of evidence submitted to them (e.g. written/audio/visual) that could help them make fair decisions in relation to any query or protests that may arise.

Any collection of evidence shall be in alignment with the Pony Club WA Member Protection Policy.

## 33 Officials

The Technical Delegate (TD) is appointed by Pony Club WA as its official representative.

### 33.1 Duties:

- To ensure Events are conducted in accordance with the Rules.
- To provide appropriate help and guidance.
- To inspect and approve the Cross Country, Jumping courses and Dressage arenas before they are shown to the riders.
- To authorise appropriate alterations being made if, in their opinion, these courses are not in all





respects within the limits laid down in the Rules or are unsuitable for the classes of horses expected to take part.

- To submit a report to the Pony Club WA Office within 14 days of the event.
- Must supervise all briefings or alternately present the briefing.
- The Technical Delegate shall consider all types of evidence submitted to them (e.g. written/audio/visual) purely in the interest of making a fair decision.
- The Technical Delegate may, in the course of an event, collect any form of evidence submitted to them (e.g. written/audio/visual) that could help them make fair decisions in relation to any query or protests that may arise. Any collection of evidence shall be in alignment with the Pony Club WA Member Protection Policy.
- May not perform any other role at the Event
- Expenses incurred by the Technical Delegate will be the responsibility of the Organiser.

## **34 Other Officials**

All officials apart from the Technical Delegate must be appointed by the Organiser.

### **34.1 Dressage Judges:**

For Zone or Club ODE's, two judges per arena are recommended for PC110 and PC105 Grades, and one or two judges for other grades.

### **34.2 Cross Country:**

- As from July 1st 2016 all Pony Club WA Cross Country course designers must be Pony Club WA Accredited.
- Pony Club WA course designers will be restricted to the grades they are qualified.
- EA Level one qualified designers are permitted to design Pony Club WA Courses up to PC105 (EvA105) over PC105 they need to hold at least EA National Level 2 qualifications.
- FEI Accredited course designers are accredited to design at any Pony Club WA grade.
- A Chief Cross Country judge, who may be the Cross Country course designer, or organiser to supervise the jump judges, timekeepers and scorers.
- A Cross Country Controller to control the dispatch of competitors on the Cross Country and to take appropriate action in the event of an accident to a rider, horse or obstacle.

### **34.3 Jumping:**

A suitable judge and/or course designer must be appointed. Where possible this person or persons should be accredited officials of Pony Club WA or EA.

## **35 Appeals Committee**

A committee of three shall be appointed by the organising committee who can demonstrate they have no conflict of interest and are approved by the officiating Technical Delegate. The Appeals Committee must not include the judges from any of the three phases, the Technical Delegate or parents of competitors

**The Appeal Committee is responsible for:**

- Dealing with protests referred to it.
- Dealing with appeals against decisions of the Technical Delegate.



- Dealing with cases of infringements of any rules for which the Technical Delegate is not responsible.
- Inviting any person deemed necessary to help them reach a decision.

**The following may not serve as a member of the Appeal Committee:**

- Judges of the competition pertaining to the protest.
- Owners of horses entered in the competition pertaining to the protest Coaches/ Team Managers of competitors entered in the event Competitors entered in the event.
- Close relatives of those listed above.
- Officials of teams entered in the event.
- The / Technical Delegate.
- Any person with a conflict of interest.

### **36 Medical**

Please note: As from 1 July 2022, the Medical requirements will be as per the Pony Club Australia policy “Minimum Medical Standards for Pony Club”.

### **37 Veterinary**

- a. A Veterinary Surgeon must be present during the Cross Country test.
- b. A Veterinary Surgeon must be available on call for the duration of the event.
- c. The Pony Club WA Eventing Committee or a representative (i.e. the Technical Delegate) may vary these requirements in exceptional circumstances.
- d. If the Vet is only available on call for the Cross Country phase of the competition then all competitors MUST be informed prior to the event commencing in the Entry Information & Event Program using Large print to provide riders the option not to enter.
- e. If the Vet has to leave the grounds at any stage during the event then all the riders must be notified over the PA, and each rider told before they start the Cross Country course.

**Possible Exceptional Circumstances may include**

- f. No Veterinary service available in the Country Town or within 50k of event venue.
- g. Metropolitan Clubs with No Veterinary Service available in a 100k radius of Event Venue.
- h. Cost of Veterinary Service effects the viability of the Event.

Clubs could be requested to provide proof that every effort has been made to provide a Veterinary Service.

**Euthanasia of Severely Injured Horses:**

If a horse is so severely injured that on humanitarian grounds it ought to be euthanised the following procedure will apply:

- If the owner or his authorised representative is present, his agreement will first be obtained by the official Veterinary Surgeon
- If the owner or his representative is not available, the Technical Delegate acting on the advice of the official Veterinary Surgeon, may order the euthanasia of the horse.

### 38 Communication

Organisers must arrange adequate communication involving all emergency services key officials and competitors.

- As a minimum, Event Organisers SHALL provide working Two-Way radios to all Event officials. Event Organisers SHALL ensure that the provided Two Way Radio System has coverage to the entire event grounds.
- The Radios SHALL have the ability to be changed to a “Go To Channel” in case of an emergency.
- Two Way Radios should be provided to Jump -Judges , Marshalls, Gear Checkers, Scorers and Time Keepers as well.

## DRESSAGE

### 39 Arena Requirements

Dressage tests should be conducted in a 20m x 60m arena. When there are a large number of entries and/or limited areas available, organisers may conduct tests in a 20 m x 40 m arena, up to and including (PC110)

Construction of Arenas: Arenas must be as safe as possible. Examples of arena construction include plastic chain (with intermittent breaks), plastic pipes, ground markings, and painted 10cm x 2.5cm wooden boards placed on the ground at corners and markers. **Rope and steel pegs are not acceptable.**

When there is one judge only, he will be positioned at C.

When there are two judges, one will be positioned at C, and the other may be positioned at either E or B (outside and 5 – 10 metres from the arena). This judge may be otherwise placed at either M or H (2.50 metres from and on the inside of the prolongation of the long side) if space does not allow the above positioning.

### 40 Dress & Saddlery for Dressage

Refer to Pony Club WA website for the most current gear- checking details [Club Resources | Pony Club Western Australia \(ponyclubwa.asn.au\)](https://ponyclubwa.asn.au)

### 41 Lameness: Dressage

If there is doubt as to the soundness of the horse, the competitor will be allowed to complete the test, and any unevenness of pace will be severely penalised.

The Judge(s) will report the matter to the Technical Delegate who will decide if the horse shall be permitted to continue in the competition.

If the horse is so lame that in the opinion of the judge(s) it ought not to be asked to complete the test, the judge(s) may, without appeal, eliminate the competitor.

### 42 Scoring & Rules Governing the Dressage Test

All tests must be carried out entirely from memory, and all movements must follow in the order laid down in the test.

NOTE: From 1 January, 2015 half marks will be implemented as per Dressage Rules.

A test begins with the entry at A and ends after the salute at the end of the test, as soon as the horse moves forward. Any incidents before the beginning or after the end of the test have no effect on the marks. The rider should leave the arena in the way prescribed in the text of the test.

Riders must take the reins in one hand at the salute.

When a movement must be carried out at a certain point of the arena, it should be done at the moment when the rider's body is above this point.

When a rider makes an "error of the course" (takes the wrong turn, omits a movement, etc.), the Judge warns him by sounding the bell. The judge shows him, if necessary, the point at which he must take up the test again and the next movement to be executed, then leaves him to continue by himself. However, in some cases when, although the rider makes an "error of course", the sounding of the bell would unnecessarily impede the fluency of the performance (for instance if a rider makes a transition at V instead of at K) it is up to the judge to decide whether to sound the bell or not. If, however, there is a "mirror image" movement later in the test where it is possible for the rider to repeat the same error, the bell should be sounded at the first error.

When a rider makes an "error of the test" (trot rising instead of sitting, at the salute, does not take the reins in one hand, etc.), he must be penalised as for an "error of course".

In principle, a rider is not allowed to repeat a movement of the test unless the Judge decides on an error of course and sounds the bell. If however, the rider has started the execution of a movement and tries to do the same movement again, the judges must consider the first movement shown only and, at the same time, penalise for an error of course.

Unless all judges are in agreement on an error, the rider receives the benefit of the doubt.

After elimination (except when eliminated for obvious lameness), a rider may continue his performance to the end. The marks will be awarded in the ordinary way.

Any outside intervention by voice, signs, etc. is considered unauthorised assistance.

A horse leaving the arena with all four feet between the time of entry at A and the time of exit at A will not incur elimination if the arena is not fully enclosed or enclosed to the recommended height (30cm) but the movement will be marked down accordingly.

A horse leaving the arena with all four feet between the time of entry at A and the time of exit at A will incur elimination if the arena is fully enclosed to the recommended minimum height of 30cms and the gate at A has been closed.

A horse leaving the arena with all four feet between the time of entry at A and the time of exit at A, through the gate at A will be awarded an error of course for the movement if the gate has not been closed.

A horse leaving the arena with all four feet between the time of entry at A and the time of exit at A, other than through an open gate at A, will be eliminated provided that the arena is to the recommended height of 30cms.

A horse leaving the arena with all four feet between the time of entry at A and the time of exit at A will be awarded an error of course for the movement if the surrounds are not at least 30cms in height or if the arena has intermittent boards or line marking.

When a horse makes such an "error of course" by leaving the arena with all four feet between the time of entry at A and the time of exit at A, the judge at C warns him, by sounding the bell. The Judge then directs him to re-enter the arena at the nearest practical place, then shows him, if necessary, the point at which he must take up the test again and the next movement to be executed.

**Dressage Scoring:** Refer Exceptions below for PC65 & PC45

Brief Notes regarding judging Eventing Dressage

- Half marks will be used in all Eventing Dressage from 1st January 2015
- Carrying Whips around arena - permitted during warm-up only in Eventing Dressage for all classes

- Carrying whip in the arena – a general purpose whip (max 75cm with flexible flap or tassel) permitted in Eventing Dressage TESTS for classes PC60 and PC 45 only.
- Ear bonnets allowed outside -no noise cancelling material allowed. May be checked by TD or GC
- Falls in dressage arena (elimination)
- Lameness (Ask Technical Delegate to organise a vet to check the horse before Jumping phases rather than eliminate unless obviously uncomfortable and obviously lame)
- Blood on horses
- Spurs are optional for all tests and levels

***Fall of Horse or Rider in Dressage- Any Fall of Horse or Rider in the Dressage test will result in Elimination***

### **43 Calculation of Dressage Scores**

The good marks from **0.5-10** awarded by each judge to a rider for each numbered movement of the Dressage Test together with the collective marks are added together deducting any error of course or test.

For each judge, the mark as a percentage of maximum possible good marks obtainable is then calculated.

This percentage is obtained by dividing total good marks of the judge (minus any error of course or test) by maximum possible good marks obtainable and then multiplying by 100 and rounding the result to two decimal digits. This value is then shown as the individual mark for this judge.

Average percentage for the rider is obtained by adding together the percentage for each judge and dividing by the number of judges always rounding the result to two decimal digits.

In order to convert average percentage into penalty points, this must be subtracted from 100 with the resulting figure being rounded to one decimal point.

The result is the score in the penalty points for the test.

Rounding the result to one decimal point includes any score of “x.x5” and above is rounded up and any score less than “x.x5” is rounded down.

### **44 Errors of Course**

Every error of course, whether the bell is sounded or not will be penalised as follow:

- 1st Time Two (2) Points
- 2nd Time Four (4) Points
- 3rd Time Elimination

#### **OTHER ERRORS**

All of the following are considered ‘Other Errors’ and two (2) points will be deducted per error, but they are not cumulative and will not result in elimination

- Entering the space around the arena with whip. Exception PC 65 & 45 permitted to carry whip.(Max 75cm with flap or tassel)
- Entering the Dressage arena with whip. Exception PC 65 & 45 permitted to carry whip. (Max 75cm with flap or tassel)
- Not entering the arena within forty five (45) seconds after the bell, but within ninety (90) seconds
- Entering the arena before the sound of the bell

- Entering the space around the arena with boots on the Horse's legs or with discrepancy in dress (e.g. lack of gloves); Gloves are optional at PC105 and levels below.

If the test has already started before the discrepancy has been noticed, the Judge at C stops the Rider and if needed and possible, an assistant may, enter the arena to remove the items. The Rider then continues the test, either starting from the beginning from the inside of the fence or from the movement where he was stopped. The marks given before he was stopped are not changed.

#### **44.1 Reasons for Elimination:**

- Performing a test with improper saddlery (Also refer Other Errors)
- Performing a test with illegal spurs
- Obvious lameness there is no appeal against this decision.
- Resistance which prevents the continuation of the test for a period longer than 20 seconds
- 3rd error of course or test

#### **44.2 Discretionary elimination by Dressage Judges or Technical Delegate:**

Performing a test with incorrect items of dress

Receiving unauthorised assistance.

## CROSS COUNTRY

### 45 Cross Country Dress & Saddlery

Refer to Pony Club WA for the current gear checking requirements:

[www.ponyclubwa.asn.au](http://www.ponyclubwa.asn.au)

#### 45.1 Medical Information

The wearing of medical information is recommended. The Medical Armband should be worn on Upper LEFT arm or medical information inserted in the upper left hand clear sleeve on front of bib.

Organising Committees will sight all medical cards before the event for checking.

Each rider shall provide the names and contact details of two next of kin who can be contacted if required.

### 46 Obstacles

The Pony Club WA Eventing Committee has adopted the current EA Cross Country Course Design Guidelines and the FEI Eventing Cross Country Guide for Officials. Any obstacles built on WA Pony Club Cross Country courses should be done so using these guidelines as a reference point for construction.

#### Definition

Specifications are laid down in **Appendix III**

An obstacle is considered as such if, and only if its extremities are marked with a red and white flag or flags and it is numbered.

All significant Jumping efforts that the average horse may be expected to attempt to negotiate must be defined as an obstacle or element and flagged, numbered and/or lettered accordingly.

#### Obstacles composed of several elements:

If two or more Jumping efforts, sited closely together, are designed as one integral test, they will be designated as “elements” of a single numbered obstacle.

Each element will be marked with a different letter (A, B, C, etc.) and must be negotiated in the correct order

Where two or more Jumping efforts are sited so closely together that after a refusal, run-out. It would be unreasonably difficult to attempt to negotiate the second or subsequent effort without retaking one or more earlier efforts, these Jumping efforts must be designated as one numbered obstacle and lettered accordingly. See diagrams **Appendix VII**

#### Obstacles with options and alternatives:

Where an obstacle may be jumped in one effort, but has options involving two or more efforts, each of these options must be lettered as an element.

Options or alternative obstacles can be flagged separately and must be identified by the same number/letter as the direct route. In this case both sets of flags must be marked with a black line. Such “black flag” alternatives are to be judged as separate obstacles or elements, only one of which has to be jumped. See diagrams **Appendix VII**

A competitor is permitted to change without penalty from one black flagged line to another (e.g. Jumping 6a left hand route then 6b right hand route) provided he has not presented his horse at the next element of the original line. (See diagrams **Appendix VII**). In a combination, a rider may take any route provided they do not circle or cross their tracks after they jump the first element and before they jump the last element. A rider can approach the first element and depart after the last.

### **Nature of Obstacles:**

The obstacle must be fixed and imposing in shape and appearance.

When natural obstacles are used, they should, if necessary, be reinforced so that they remain in the same state throughout the test.

All reasonable precautions must be taken to prevent the possibility of a competitor being able to pass mounted under an obstacle. **Portable fences must be secured to the ground in such a way that the fence cannot move.**

The Cross Country obstacles at which a horse, in falling, is likely to be trapped or to injure itself, must be built in such a way that part of the obstacle can be quickly dismantled and can be quickly rebuilt exactly as before.

Such a construction must not in any way detract from the solidity of the obstacle. In all water crossings, the bottom should be firm and consistent.

### **Number of Cross Country Jumping Efforts:**

The total number of Cross Country Jumping efforts shall be within the limits shown in **Appendix III**

To arrive at the number of jumping efforts, the efforts on the route expected to be taken by the average horse shall be totalled.

### **Dimensions:**

Within the limits shown in **Appendix III**

The dimensions of obstacles should be related to the quality and standard of the preparation of the competitors.

The fixed and solid part of an obstacle may not exceed the specified height or spread at any of the points at which the competitor might reasonably attempt to negotiate the obstacle.

At obstacles involving water crossings (ford, lake or wide river), the depth of the water from the entrance to a fair distance and from a fair distance to the exit may not exceed the depths in **Appendix III**

The length of any water crossing must be at least 6 metres between entry and exit. **Except where an exit step or fence is jumped out of water, which case the minimum length must be 9 metres.** Also Refer FEI XC guidelines for water -Water

At obstacles with spread only (dry or water filled ditch), a guard rail or hedge in front that facilitates Jumping is permitted. It may not exceed 50 cm in height. It must be included in the measurement of the spread.

### **Measurements:**

The height of an obstacle is measured from the point where the average horse would take off.

The spread of an open obstacle (e.g. oxer or ditch) is measured from the outside of the rails or other material making up the obstacle. The spread of a closed obstacle with a solid top (e.g. Tables) is measured from the highest point to the highest point.

The maximum height of the fixed and solid part of a hedge or brush fence must not exceed the dimensions for other fences specified in **Appendix III** - Table of Obstacle Heights and Spreads.

The overall height of a hedge or brush fence must never exceed 1.40m (or less according to the dimensions shown in **Appendix III**)

The fence must be constructed so that a horse clearing the fixed and solid part is unlikely to be injured by the brush or hedge.

Brush on top of fences must be measurable and made of flexible and deformable material (soft brush).

Bullfinches, i.e. thin brushes or hedges through which a horse can be expected to jump are permitted, provided they can be maintained in consistent condition throughout the test.

When the height of an obstacle cannot be clearly defined (natural hedge or brush fence), the height is measured to the fixed and solid part of the obstacle through which a horse cannot pass with impunity.

The drop on the landing side of an obstacle is measured from the highest part, including from the top of a brush fence, of the obstacle to the spot where the average horse would land.

## 47 Speeds

The optimum time for completing the course is calculated in accordance with the table in **APPENDIX III**

The Technical Delegate in consultation with the Course Designer may allow a variation of the optimum speed to allow for difficult conditions such as heat, hardness of ground, abnormal amount of slow-travelling terrain, etc.

## 48 Penalties

### Faults at Obstacles:

First refusal, run-out or circle	20 penalties
Second refusal, run-out or circle at the same obstacle	40 penalties
Third refusal, run-out or circle at the same obstacle	Elimination
Third refusal, run-out or circle on XC course <b>PC 110</b>	Elimination
Fourth refusal, run-out or circle on XC Course <b>PC105 &amp; below</b>	Elimination

### Falls

Fall of rider anywhere on XC course	Elimination
Fall of horse anywhere on XC course:	Elimination
Breaking frangible obstacle / device	25 penalties

Technical Delegate have the discretion to decide if the 25 penalties apply, when such device, deformable structure or any obstacle breaks (without a fall of horse & rider).

### Time Faults

Exceeding optimum time	0.4 penalty per second
Completing Cross Country course more than 20 seconds under optimum time:	
<b>PC110</b> grade and below.	0.4 penalties per second in excess of 20 seconds
Exceeding time limit (twice optimum time)	Elimination

In the case of deliberate time-wasting tactics employed anywhere on the course the Technical Delegate may also penalise the rider as above (Also refer Timekeeping Rule 62)



### **Statutory elimination by the Technical Delegate:**

- abuse of horse (Refer to rule 30)
- competing with improper saddlery
- error of course not rectified
- omission of obstacle or compulsory passage
- Jumping or incurring a fault at an obstacle in the wrong order or passing through a compulsory passage in the wrong order; (exception see Obstacle Composed of several elements)
- retaking an obstacle already jumped; (exception see Obstacle Composed of several elements)
- competitor in difficulty at an obstacle (see Rule 56)

### **Discretionary elimination by the Technical Delegate:**

- dangerous riding
- wilful obstruction of an overtaking competitor, or failure to follow the instructions of the officials while being overtaken
- causing danger to another competitor while overtaking that competitor
- failure to stop when signalled
- unauthorised assistance
- passing through a compulsory passage in the wrong direction without correction
- Jumping or attempting to jump any obstacle without headgear, or with an unfastened retention harness
- deliberately starting before being given the signal to start

## **49 Definition of Faults**

**The following faults at obstacles (refusals, run-outs, circles or falls) will be penalised unless in the opinion of the responsible official they are clearly not connected with the negotiation or attempted negotiation of a numbered obstacle or element.**

### **Refusal:**

At obstacles or elements with height (exceeding 30cm), a horse is considered to have refused if it stops in front of the obstacle to be jumped.

At all other obstacles (i.e. 30cm or less in height) a stop followed immediately by a standing jump is not however penalised, but if the halt is sustained or in any way prolonged, this constitutes a refusal. The horse may step sideways but if it steps back this is a refusal.

After a refusal, if a competitor redoubles or changes his efforts without success, or if the horse is represented at the obstacle after stepping back and stops or steps back again, this is a second refusal; and so on.

### **Run-out:**

A horse is considered to have run-out if having been presented at an element or obstacle on the course, it avoids it in such a way that either the head, neck, either shoulders of the horse FAIL to pass between the extremities of the element or obstacle as flagged.

**Note:** "A Horse will be considered to have cleared the fence when head, neck and both shoulders of

the Horse pass between the extremities of the element or obstacles as flagged.

A rider is permitted to change his mind as to where he jumps an obstacle or element at any time, without penalty, including as a result of a mistake at a previous obstacle or element.

If, however, the horse avoids part of the obstacle at which it has been presented, 20 penalties are incurred.

#### **Circle:**

A horse is considered to have circled if, having been presented at an obstacle, it crosses the track that it created before it jumped the obstacle or before it jumped the last element of a multiple obstacle.

After being penalised for a refusal, run-out or circle a competitor is permitted to cross his original track without penalty in order to make another attempt and may also circle one or more times without penalty, until he again presents his horse at the obstacle.

At separately numbered obstacles, a competitor may circle between or around them without penalty provided he has not represented his horse at the second or subsequent obstacles.

At an obstacle composed of several elements (A, B, C, etc.) a horse will be penalized if it passes around any element or circles between elements at any time between first being presented at the obstacle and finally completing the last element. See diagrams in **Appendix VI** for possible exceptions at black flagged alternatives)

#### **Falls:**

##### **A fall of rider and or horse anywhere on XC course entails Elimination**

A competitor is considered to have fallen when he is separated from his horse in such a way as to necessitate remounting or vaulting into the saddle.

A horse is considered to have fallen when at the same time both its shoulder and quarters have touched either the ground or the obstacle and the ground, or when it is trapped in a fence in such a way that it is unable to proceed without assistance or is liable to injure itself.

A fall will always be penalised when it occurs between the elements of a multiple obstacle.

#### **Obstacles Composed of Several Elements:**

At an obstacle composed of several elements, a horse may refuse, run out and/or circle twice in all without incurring elimination.

If the horse refuses, runs out or circles at any element, the competitor is permitted to retake any elements already jumped, although he is liable to be penalised for any fault even if he has previously jumped an element successfully.

If after a refusal, run-out or circle, the competitor wishes to pass through compulsory flags in the wrong direction in order to retake an element, he may do so without penalty.

#### **Judging of Bounce Obstacles:**

At any obstacle where the distance between elements is 5 metres or less (i.e. a 'bounce'), when a horse has negotiated the first element without penalty, he will be deemed to have been presented at the second element – and similarly if the "bounce" is for example the second and third elements of a combination.

Thus if a rider 'changes his mind' while negotiating the first element and for example, then goes a longer route, he will still be penalised 20 penalties for a run-out.

#### **Instructions to Officials:**

Where there is any doubt as to the correct interpretation of the rules of judging any element, obstacle



or combination of obstacles, it is recommended that the Technical Delegates should approve the instructions to the Officials, providing a rough sketch if necessary and all competitors will be informed.

### **Voluntary Dismounting:**

Riders may dismount without incurring elimination to check on horse, adjust saddlery or equipment.

## **50 Marking of the Course**

Red and white boundary flags:

These are used to mark the start and finish and compulsory sections of the course, to define obstacles and to indicate compulsory changes of direction.

They are placed in such a way that a rider must leave a red flag on his right and a white flag on his left.

All red or white flags must be respected wherever they occur under penalty of elimination at the discretion of the Technical Delegate.

They must be passed mounted if on a Cross Country course

### **Direction markers or signs:**

These are normally yellow in colour and are intended merely to show the general direction to be taken and to help the rider find his way. Passing close to them is not obligatory.

### **Numbers and Class indicators:**

Each obstacle shall be numbered and marked with the relevant number and obstacles with elements or options shall, in addition, be lettered (A, B, C etc.) according to the colour indicator code.

For the convenience of competitors when they are inspecting the course, colour indicators are used to mark the obstacles for the different classes.

### **Indicators are**

**(PC 110)** Grade Yellow

**(PC80)** Grade White

**PC105)** Grade Pink

**(PC65)** Grade Orange

**(PC95)** Grade Red

**(PC45)** Grade Blue

Where different parts of the same obstacle are to be jumped by more than one class, the section of the obstacle applicable to each class will be marked at each end with the appropriate class indicator, one end of which must be marked with the obstacle number/s for the particular classes.

### **Position for Markers:**

Boundary flags and direction markers will be large and placed in conspicuous positions.

All obstacles, boundary flags, direction markers, and class indicators which have to be observed by competitors must be exactly in position by the time the course is open for inspection by competitors and any variation in the course for the different classes clearly marked. (If this is impractical, the position of the boundary flags, direction markers and class indicators must be clearly indicated to the competitors during the course inspection.)

Before the commencement of each class, the boundary flags must be re-positioned, where necessary, so that they exactly define the course for the class concerned.

### **Finishing Lines:**

Distances from last Cross Country obstacle minimum **20 metres** & maximum **50 metres**

## 51 Outline of Obstacles

The outline of the obstacles will not be published in advance.

## 52 Access to the Course

The course must be open for inspection by competitors as early as possible on the day before the Cross Country test.

The time must be stated in the schedule & program.

After the course has been officially opened, riders are allowed to revisit the course during the hours of daylight and examine the obstacles. This examination must take place on foot only, unless special permission is given by the Technical Delegate.

## 53 Plan of the Course

A plan of the course must be displayed by the time the course is open for inspection by competitors.

**This plan must include:**

- position of the Start and Finish; numbered obstacles; compulsory passages;
- distance & speed
- optimum time and time limit
- any decisions made by the Technical Delegate in regard to the course.

## 54 Modifications of the Course

After the Cross Country course is open for inspection by competitors, no alteration may be made, except that, where exceptional circumstances (such as heavy rain) make one or more obstacles unfair or dangerous, the Organiser is authorised, with the sanction of the Technical Delegate to reduce the severity of or to by-pass such obstacles.

In such a case, the Chief Cross Country Judge and every competitor must be officially and personally informed of the proposed alteration before the start of the test.

An official may have to be stationed at the place where an alteration has been made in order to warn the competitors.

If it is necessary in the interests of safety to order an obstacle to be by-passed during the competition, all Jumping faults previously incurred at that obstacle shall be cancelled, with the exception of elimination.

A competitor who has been eliminated shall NOT be reinstated in the competition. Once taken out the obstacle shall NOT be re-introduced.

The Technical Delegate will decide what arbitrary adjustment shall be made to competitors' times.

## 55 Competitor in Difficulty at an Obstacle

If, in attempting to negotiate an obstacle, a horse should be trapped in such a way that it is unable to proceed without assistance or is liable to injure itself, the competitor will be instructed to dismount and will be eliminated.

The Judge in charge of the obstacle will decide if parts of it need to be dismantled or if any other assistance needs to be given to extricate the horse.

## 56 Stopping & Restarting Competitors

If any part of an obstacle is obstructed by a competitor in difficulty or if any obstacle has been dismantled to release a fallen horse, or if an obstacle has been broken and is not yet rebuilt, or in any other similar circumstances, subsequent competitors must be halted. In such a case an official should be posted in the path of an oncoming competitor.

He shall wave a red flag, which indicates that the competitor must stop. Failure to stop is penalised by elimination at the discretion of the Technical Delegate.

Competitors may be stopped at obstacles or at stopping points on the course. The official will stop competitors only upon the instruction of the Control Centre or during an emergency at his own obstacle.

The time during which the competitor was stopped from the moment he passed the Stopping Point until he re-passed that same point after being given the order to restart, will be recorded, passed to the official time-keepers, and deducted from the total time taken by the competitor to complete the course. It is clearly intended that the time shall be taken as the competitor gallops past the Stopping Point, not after he halts nor after a start from a halt.

The Organising Committee must however, take the necessary steps to avoid such incidents.

## 57 Overtaking

Any competitor who is about to be overtaken by a following competitor must quickly clear the way.

Any competitor overtaking another competitor may do so only at a safe and suitable place and not within 20m of an obstacle. When the leading competitor is before an obstacle and about to be overtaken, he must follow the directions of the officials.

When the leading competitor is committed to jumping an obstacle, a following competitor may jump that obstacle only in such a way that will cause no inconvenience or danger to either.

The penalty for wilful obstruction of an overtaking competitor, failure to follow the instructions of the officials or causing danger to another competitor is elimination at the discretion of the Technical Delegate.

In the case of a preceding competitor not allowing safe overtaking (for whatever reason), it is the responsibility of the following competitor to draw back or circle to allow a safe distance between himself and the preceding competitor. In such a case, the Technical Delegate will consider a request to deduct the extra time incurred by such a manoeuvre done in the interest of safety.

The time during which the competitor is held up by Officials will be recorded and deducted from the total time taken by the competitor to complete the course.

## 58 Unauthorised Assistance

Any intervention by a third party, whether solicited or not, with the object of facilitating the task of the competitor or of helping the horse, is considered unauthorised assistance and the competitor is liable to be eliminated.

**In particular the following are forbidden:**

- Intentionally to join another competitor and to continue the course in company with him.
- Intentionally to take a lead from another competitor.
- To be followed, preceded or accompanied, on any part of the course, by any vehicle, bicycle, pedestrian or horseman not in the competition.
- To post friends at certain points to call directions or make signals in passing.

- To have someone at an obstacle to encourage the horse by any means whatsoever.
- To tamper with the obstacles or any part of the course including, for instance flags, Indicators, markers, notices, ropes, trees, branches, wire or fences, whether temporary or permanent.
- The use of any electronic receiving apparatus by competitors or officials of a team is strictly forbidden, except for individual mobile telephones, providing the Organising Committee approves, and that they do not interfere with the event's communication system. However, mobile telephones may not be carried or used by competitors while mounted during competition. The use of any other form of electronic receiving device is subject to approval by the Technical Delegate.
- Officials or spectators who draw the attention of a competitor to a deviation from the course are giving unauthorised assistance, which may result in the elimination of the competitor. In such a case the official is liable to be disciplined.

**Each case of unauthorised assistance will be decided by the Technical Delegate.**

**Exception:**

- A competitor may be handed his whip, helmet or spectacles without dismounting.
- A competitor may receive clarification of Jumping Penalties from the Obstacle Judge e.g. after having knocked a flag down at an obstacle. A competitor after having knocked down a flag at an obstacle as a consequence of a run out, may ask the jump judge for the flag to be repositioned, but no time will be deducted.

## **59 After Elimination or Retiring**

A competitor eliminated or retiring for any reason must leave the course at once and has no right to continue.

A competitor must walk his horse off the course either mounted or dismounted. Violators shall be warned at the discretion of the Technical Delegate.

No competitor's horse may return to Cross Country course after completing or failing to complete the course, on the day of the competition.

## **60 Jump Judges**

Judges must be appointed for all obstacles on the course but one judge may take charge of more than one obstacle, provided they are all clearly visible to him and he is in a position to maintain adequate control.

## **61 Timekeeping**

Unless a competitor starts early, time is counted from the instant the Starter gives the signal to start, until the instant when the mounted horse reaches the finishing line. If a rider starts early on Cross Country, his time will be recorded from the time he crossed the start line.

Time is counted in whole seconds, parts of a second counting as the next whole second e.g. 30.25 seconds is recorded as 31 seconds.

Periods during which a competitor has been held up by a Jump Judge or officials will be deducted from the above time, to give his correct time for completing the course.

**In the case of a rider in PC110 Grade and below the time for the finish should be taken at that time when deliberate time wasting (E.G Slowing to a walk circling or zigzagging) to avoid penalty for riding under time becomes apparent.**

## 62 Starting

Competitors at the start of any test must be under the control of the Starter.

Each competitor should be given reasonable warning before the time is due to start, but it is the competitor's responsibility to ensure that he starts at the correct time.

In order to simplify the task of the Starter for the Cross Country, an enclosure approximately 5m x 5m will be built with an open front through which horses will start, and a gap in one or both sides through which the horses will enter.

Each competitor must start from within the enclosure and, provided he does not cross the starting line before the signal is given, is at liberty to move around the enclosure as he pleases.

The horse does not have to stand absolutely immobile, but the competitor must not get any advantage from a flying start.

An attendant may lead the horse into the enclosure and may hold the horse until the signal to start is given.

From that instant, the competitor is considered to be on the course and no further assistance may be given.

Arrangements should be made to ensure that a competitor is not eliminated through the uncontrollable action of his horse.

If a competitor starts early, his time will be recorded from the moment he crossed the start line

If for any reason a competitor is not ready to start at his correct time he may be allowed, at the discretion of the Starter, to start when he is ready, subject to the following conditions:

A late competitor will not be permitted to start if there is any risk of interfering with the subsequent competitor;

His starting time will be recorded as if he had started at the correct time

## 63 Compulsory Inspection of Horses

All horses shall be inspected at the conclusion of the Cross Country test by the Veterinary Surgeon or the Technical Delegate appointed for the task.

The officials concerned shall have the power to order the withdrawal of any horse which they consider to be unfit for any further participation in the Event.

## JUMPING

### 64 Jumping Rules

The Jumping test consists of one round of the course judged under the FEI Jumping Rules, except where modified below. There is no jump-off.

This test is similar to an ordinary Jumping competition, but without any attempt to find a 'winner' of this test on its own. Its main objective is to prove that, the horse and rider are well trained in the specialist discipline of Jumping.

The nature of the course, its length, the speed demanded and the dimensions of the obstacles depend on the degree of difficulty of the whole competition.

### 65 Arena

The arena must be enclosed, while a horse is in the arena during a competition, all entrances and exits should be physically closed. Ideally, arenas should be not less than 4,000sqm and/or less than 50m wide on the short side.

In arenas less than 2300 square metres the maximum speed for any level shall be 325 meters/min.

### 66 Jumping Dress & Saddlery

Refer to the Pony Club WA website for the current gear checking requirements [Club Resources | Pony Club Western Australia \(ponyclubwa.asn.au\)](https://ponyclubwa.asn.au)

### 67 Course & Obstacles

Within the limits shown in **APPENDIX III** Course Designers are free to plan a track suitable to the quality and standard of preparation of the competitors. In exceptional circumstances it is permissible, with the approval of the Technical Delegate to add up to 10% of the maximum permitted distance. The dimensions of the obstacles shall not exceed the limits shown in **APPENDIX III**

A tolerance of 5 cm in height is acceptable, if dictated by the terrain or by the spacing of the cups.

The obstacles should have a balance of vertical and spread obstacles and shall include two or three doubles or a double and a treble. Closed combinations are not permitted (see above). A water jump is not permitted, but a water ditch with rails over is allowed. **FEI Approved safety cups of 25mm are recommended for the back poles of spread obstacles and in the case of a triple bar, to support the centre and back poles.** Alternative obstacles are permitted. These jumps are to be marked on the course plan with the same number and with the word Alternative.

Red and white boundary flags mark the start and finish, but need not be used to mark the extremities of the obstacles, provided these are clearly defined.

The plan of the course, which must be posted before the Jumping commences, must show:

- Position of starting and finishing lines.
- Relative position of obstacles.
- Type of obstacles (oxer, vertical, triple bar) and numbers.
- The track to be followed marked by a series of arrows showing the direction in which each obstacle must be jumped.
- Alternative obstacles Length of the course Speed.



- Time allowed and time limit.
- Any decisions made by the Technical Delegate with regard to the course.
- Before the commencement of each class a break of 10 minutes minimum should be allowed for competitors to walk the course.

### **Starting and Finishing Lines:**

The starting and finishing lines may not be more than 15m or less than 6m from the first and last obstacle. These two lines must each be marked with an entirely red flag on the right and an entirely white flag on the left.

### **Time of the Round:**

The time of the round is the time taken by a competitor to complete the round, plus time corrections. After the bell has been rung to signal permission to start, the competitor should cross the starting line within a 45 second countdown, after which his time will start. The competitor must not start before the signal has been given. It extends to the moment that the mounted competitor crosses the finishing line having jumped the last obstacle. Both these lines must cross in the direction indicated on the plan.

## **68 Penalties**

### **Faults on Course:**

Knocking down an obstacle	4 Penalties
First run out, refusal or unauthorised circle in the whole test	4 Penalties
Second run out, refusal or unauthorised circle in the whole test (PC110)	Elimination
Second run out, refusal or unauthorised circle in the whole test (PC105) grade and below	8 Penalties
Third run out, refusal or unauthorised circle in the whole test (PC105) grade and below	Elimination
<b>First fall of rider or horse all grades</b>	<b>Elimination</b>
<b>Knock-down &amp; fall all grades</b>	<b>Elimination</b>
<b>Falls statutory elimination by the jumping judge</b>	

### **Time Faults:**

The length of the course and the speed demanded determine the time allowed.

Completing the course in less than the time allowed is not rewarded, but exceeding the time allowed is penalised by 0.4 penalty for each second or part of a second in excess of the time allowed up to the time limit which is twice the time allowed.

Exceeding the time limit results in elimination.

### **Time Corrections:**

The following time corrections should be added when disobedience results in an obstacle or flag being knocked down and time off is required.

### **Knock-Down with Disobedience:**

If, as a result of disobedience, a competitor displaces or knocks down an obstacle or a flag defining



the limits of the obstacle, the bell is rung. The clock is stopped until the obstacle has been rebuilt or the flag replaced. The competitor will be penalised for a refusal and six seconds will be added to the time taken by the competitor to complete his test.

If a competitor displaces or knocks down one of the elements of a combination or a flag defining the limits of an element and refuses or runs out at one of the subsequent elements, the bell is rung. The clock will be stopped as for an obstacle knocked down following disobedience. The penalties for the disobedience and the addition of six seconds must be applied.

#### **Statutory Elimination by the Jumping Judge:**

- Jumping or attempting to jump an obstacle in the arena before the start of the test.
- Starting before the signal is given and jumping the first obstacle of the course.
- A horse resisting for 45 consecutive seconds during the test (Resistance includes: taking more than 45 seconds to jump a single obstacle or the first part of combination and resistance continuously for 45 seconds during the test).
- Omitting to cross the starting line and/or finishing line between the flags; jumping an obstacle that does not form part of the course during the test; omitting to jump an obstacle of the course.
- Jumping an obstacle in the wrong order.
- Jumping an obstacle in the wrong direction.
- Jumping or attempting to jump an obstacle after an interruption without waiting for the bell.
- Not jumping all the fences in a combination again after a disobedience.
- Not crossing the finishing line mounted before leaving the arena.
- A loose horse leaving the arena before the end of the Test, including before starting, provided the arena is correctly closed in accordance with the rules.
- Accepting, while mounted, any object whatsoever during the test, except headgear and/or spectacles.
- Error of course not rectified.
- Competing with improper saddlery, or with a whip exceeding 75 cm.
- Exceeding the time limit.
- Second run out or refusal (PC110).
- Third run out or refusal (PC105) grade and below.
- Failure to re-attempt an obstacle after a run-out or refusal.
- First fall of rider.
- First fall of horse.

#### **Discretionary elimination by the Jumping Judge:**

- Not entering the arena when the competitor's number is called entering the arena unmounted or leaving the arena unmounted.
- All unauthorised assistance.
- Not stopping when the bell is rung during the test.
- Jumping or attempting to jump an obstacle without headgear or with an unfastened retention harness.



## **APPENDIX I**

### **Special Rules for State Eventing Championships**

#### **Qualification**

1. All riders must be qualified as per the Pony Club WA General Regulations.
2. If a horse/rider combination incurs more than 50 penalties in the Dressage, this score will not be accepted as a qualifying round. This is effective for events held after the change of scoring (11th April 2018). For events prior to the 11<sup>th</sup> April 2018, if a horse/rider combination incurs more than 75 penalties in the Dressage, this score will not be accepted as a qualifying round.
3. If a horse/rider combination incurs more than 65 penalties in the Cross Country OR more than 16 penalties in the Jumping phase, this score will not be accepted as a qualifying round. This is a total of both Jumping and time penalties for each phase.
4. Qualifying events are to be done at two separate events at different locations with one being outside their own club.
5. Qualifying events can be from pony club or EWA events.
6. Pony club events need to be signed off by the Technical Delegate for that event as complying with the specifications for Cross Country and jumping courses as described in Appendix III of Pony Club WA Eventing Rules.
7. Riding down – see rule 15.1

#### **Condition of Entry**

1. Eligible riders may compete on TWO different horses in two different grades, providing that both horses are duly qualified to compete. The SECOND nominated horse may NOT displace another rider who is entering their primary horse for that grade.
2. Each horse may only be ridden by one rider for the duration of the event.
3. Age of rider – refer to rule 13
4. Total entries accepted at the discretion of the organising committee.

#### **Team Composition**

1. Teams of four or three Riders will be drawn for the competition. The best three (3) scores will be counted to make the team total.
2. If entries are insufficient for a team competition in any grade, then teams of three will be drawn. In this case the best two (2) scores will be counted.
3. In the case of less than five (5) Riders entered for the competition, no team competition will be run but an individual competition will be run, and individual placings awarded.
4. Club/Composite teams entered in PC110 PC105, PC95 & PC80 classes have no restrictions on the number of Associate Riding Members in the team.
5. Composite Teams will be determined by a draw as per Pony Club WA General Regulations.

#### **Officials**

1. For State Eventing Championships there must be at least two judges per dressage arena for Grade (PC 110) & Grade (PC105)



## APPENDIX II

### Standards

## Pony Club WA Grades PC95, PC80, PC65 & PC45

### Dressage Test

#### PC45, PC65, PC80

Will include basic paces, medium walk, working trot and canter with all work on the track, across the diagonal and on 20 metre circles.

#### PC95

Will include basic paces, medium walk, working trot and canter with all work on the track, across the diagonal and on 20 metre circles. May introduce lengthening in the trot and canter and 15 metre circles.

### Cross Country Course

Length of Course, Speeds and Number of Jumping Efforts is found in **Appendix III** specifications for One Day Events – Cross Country Obstacles.

The obstacles should be a relatively simple, solidly constructed with true ground lines and wide enough to discourage horses from running out. Obstacles should be sited in such a way that a horse can meet them in his natural stride, maintaining good rhythm and encouraging bold, forward movement providing a positive and enjoyable experience.

Simple banks and drops may be included but only one drop type fence may be of the maximum dimension. No jumps with false ground lines or bullfinches can be included. The solid part of a brush fence may not exceed the maximum height for a class.

Ditches may be reverted on the take-off side but must be left in natural state on the landing side. Water obstacles should provide a firm consistent base.

***Corner (Apex), Trakehner & Hayrack type obstacles are permitted providing they have distinct ground lines and their design, construction and siting is approved by an accredited course designer and/or the officiating Technical Delegate***

***Bounce type obstacles are not permitted for these grades***

**Refer Appendix III for obstacle Dimensions & Specifications**

### Jumping Test

Length of course refer **APPENDIX III** Max 600 metres long with which may include one double combination to be ridden at speed ***as per specifications for Jumping Appendix III***. No fence should have a false ground line and tight turns are discouraged at this level.

## **Pony Club WA Grade PC105**

### **Dressage Test**

This constitutes a slightly more demanding test, progressing from Grade **PC95**. It should be designed to encourage the development of the basic paces, movements and figures, and demand slightly greater agility, suppleness and balance.

Shows further development of the three basic paces. Introduces 10/15 metre figures and lengthening at trot and canter.

### **Cross Country Course**

May reflect slightly more technical difficulty and should be designed to assist the horse's progression from Grade (**PC95**). Simple steps or table type fences may be introduced but all obstacles should still have a **clear** ground line. For obstacles specifications and number of jumping efforts refer **Appendix III**.

**Bounce type obstacles are not permitted for this grade.**

### **Jumping Test**

May include one double as per the specifications in **Appendix III** and should be designed to allow a horse plenty of recovery time between fences. No fence should have a false ground line.

## **Pony Club WA Grade PC 110**

This level is a more difficult examination of horse and rider in a regulated training programme. The tests will include problems requiring increased balance, suppleness and agility.

### **Dressage Test**

Requires lengthening in all three paces. Three and four track work and 10 metre circles may be employed to demonstrate increased suppleness and agility.

### **Cross Country Course**

May include moderate testing of the horse's boldness, ability to lengthen and shorten stride, to remain in balance on sharper turns and generally display more athletic ability.

Some of the more complex obstacles may now be introduced; these may include a more substantial bank, a two or three stride sunken road.

**Bounce type obstacles can now be introduced but an alternative must be available ideally with some degree of difficulty. It is recommended that only an accredited course designer approves the siting and construction**

**Refer Appendix III for Obstacle Dimensions & Specifications**

### **Jumping Test**

Should now require the horse to demonstrate his ability to jump accurately and recover quickly. Related distances should be used. 2 Doubles OR 1 Double and 1 Treble can be used as per the specifications in **Appendix III**



**APPENDIX III**

**Distance and Obstacle Dimensions (Cross Country & Jumping)**

Obstacles	PC 110	PC105	PC95	PC80	PC65	PC45
Colour	Yellow	Pink	Red	White	Orange	Blue
<b>Heights</b>						
Fixed	1.10 m	1.05m	.95m	.80m	.65m	.45m
Brush	1.30m	1.25m	1.15m	1.00m	0.80m	0.60m
<b>Spreads</b>						
Highest Point	1.40m	1.20m	1.00m	0.80m	0.70m	0.50m
Base	2.10m	1.80m	1.50m	1.20m	0.90m	0.70m
Without Height	2.80m	2.40m	2.00m	1.40m	1.00m	0.80m
Drops	1.60m	1.40m	1 at 1.20m	1 at 1.00m	1 at 0.80m	1 at 0.60m
			1 at 1.00m	1 at 0.80m	1 at 0.60m	1 at 0.40m
<b>Height of <u>Obstacle</u> into Water</b>						
With drop or without drop	1.10m	0.80m	0.50m	0.30m	<b>not allowed</b>	<b>not allowed</b>
++ PC80 PC65 Ideally should have alternative ramp into water PC45 Must have ramp into water						
Maximum Water Depth	0.30m	0.30m	0.30m	0.30m	0.30m	0.30m
Minimum width of water crossing 6m. Refer rule PC# 47 Dimensions for details on water crossing. When jumping water to water or jumping out of water minimum is 9 metre Also Refer FEI XC guidelines for water - Water						
Height of roof or fixed/solid barrier above an obstacle must be 3.50m from ground						
Course	PC 110	PC 105	PC 95	PC 80	PC 65	PC 45
Speed	520mpm	500mpm	450mpm	400mpm	350mpm	300mpm
Distance Metres	2600-3120m	2000 – 3000m	2000 – 3000m	1500-2500m	1500 – 2500m	1500 – 2000m
Number of Jumping Efforts	25-30	20 -25	15 -25	15 -25	15 -20	15 -20
Last Cross Country obstacle shall be no less than 20m or more than 50m from the finish line						
Jumping Table	PC 110	PC 105	PC95	PC 80	PC 65	PC 45
Length Metres	Max 600m	Max600m	Max 600	Max 600	Max 600m	Max 600m
Speed refer notes#	350mpm	325mpm	325mpm	300mpm	300mpm	250mpm
No obstacles Maximum efforts	10-11/13	9/10	9/10	9/10	9/10	9/10
Maximum height	1.15m	1.05m	0.95m	0.80m	0.65m	0.45m
<b>Spreads</b>						
Highest point	1.35m	1.20m	1.00m	0.90m	0.65m	0.45m
Base or triple bar	1.55m	1.50m	1.40m	1.20m	0.80m	0.60m
Open Water	Not Allowed any grade					
Combinations	2 doubles or 1double& 1treble	1 Double	1 Double	1 Double	1 Double	1 Double
# Jumping If arena is less than 5000 square metres, the maximum speed shall be 350mpm Arenas less than 2300 square metres the maximum speed for any level shall be 325mpm						

## APPENDIX IV

### Gear Checking Requirements

As per Current Pony Club WA Gear Checking requirements:

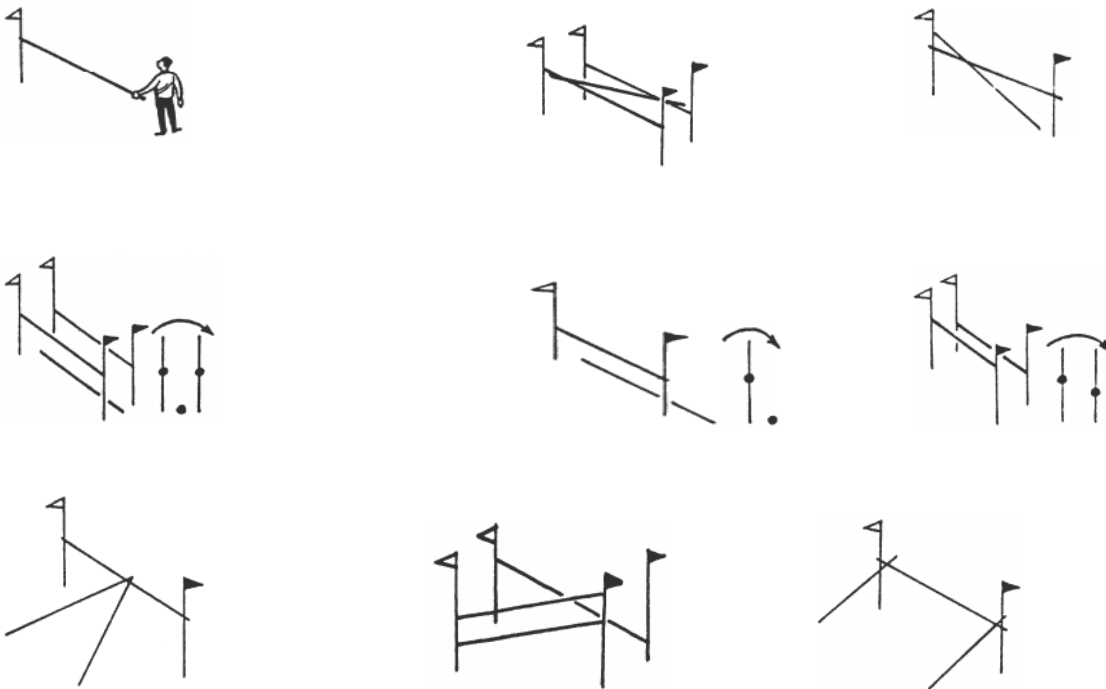
[Club Resources | Pony Club Western Australia \(ponyclubwa.asn.au\)](https://ponyclubwa.asn.au)

**APPENDIX V**

**Prohibited Practice Showjumping Fences**

**Captions for Figure 6**

1. Held by hand.
2. Neither end of cross pole supported by standard cup or fitting.
3. Top end of sloping pole higher than horizontal pole.
- 4.a/b Pole on ground forming false ground line.
5. Front element higher than rear element.
6. Neither end of sloping poles supported by standard cup or fitting.
7. Top end of sloping poles higher than horizontal pole and not supported by standard cup or fitting.
8. Alternate sloping poles (e.g. St Andrews Cross).



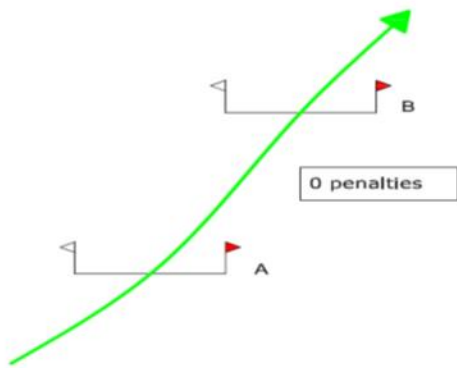


**APPENDIX VI**

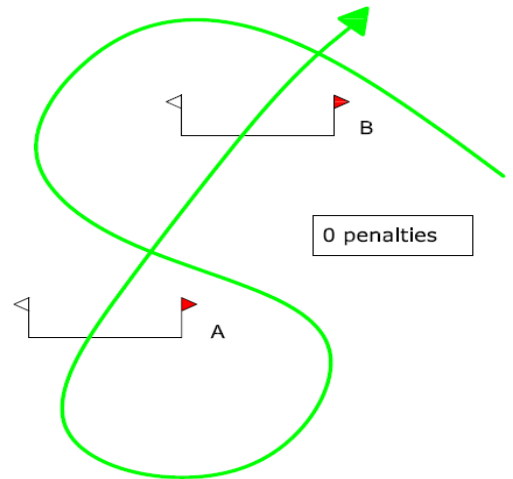
**Diagrams of Cross Country Obstacles & Faults**

The following Diagrams are non-exhaustive examples for reference.  
The wording of the respective rules will prevail.

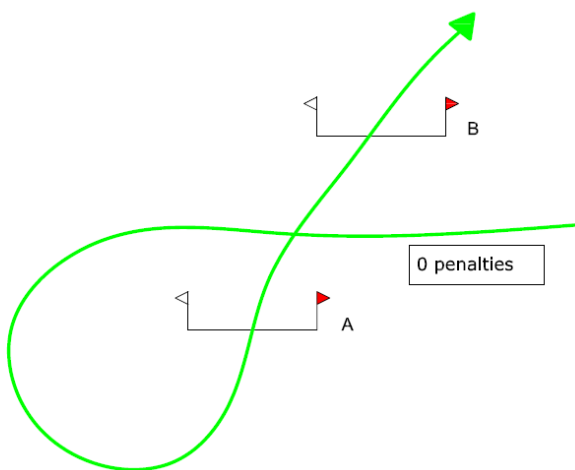
**Diagram nr 1**



**Diagram nr 2**



**Diagram nr 3**



**Diagram nr 4**

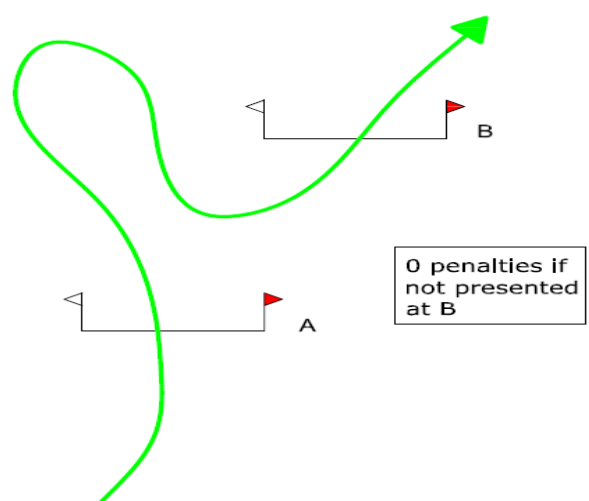


Diagram nr 5

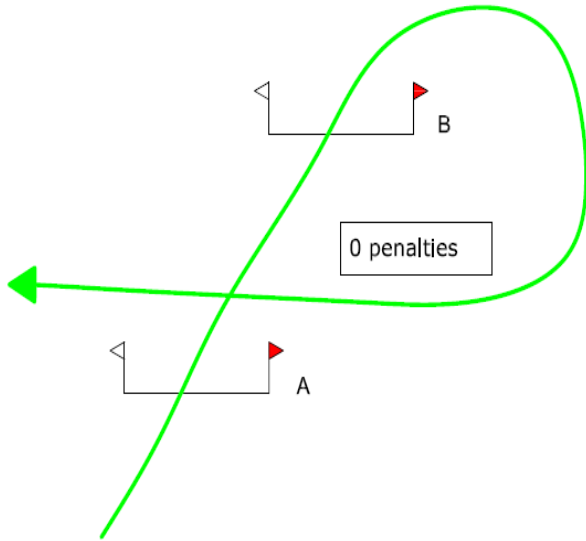


Diagram nr 6

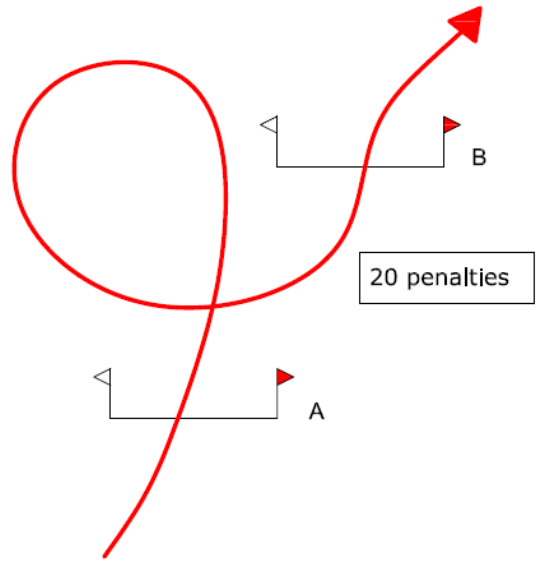


Diagram nr 7

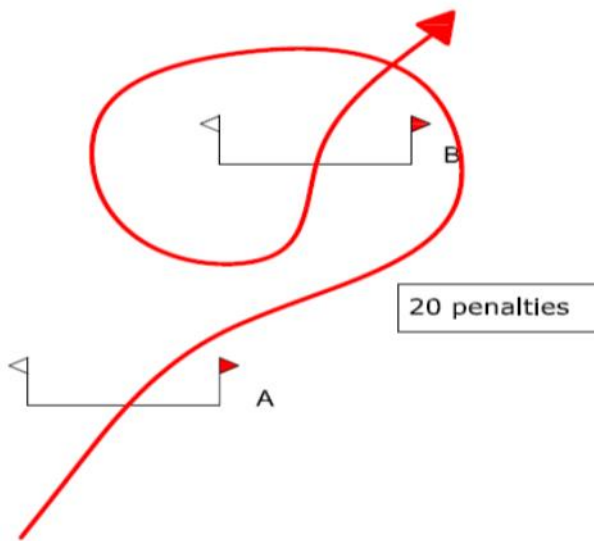


Diagram nr 8

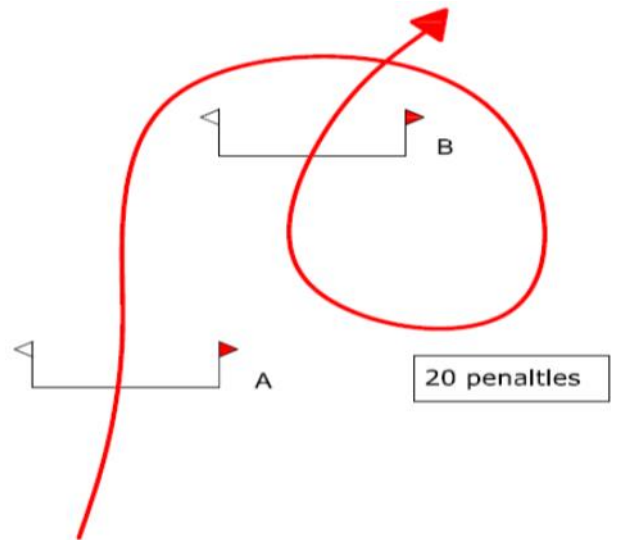


Diagram nr 9

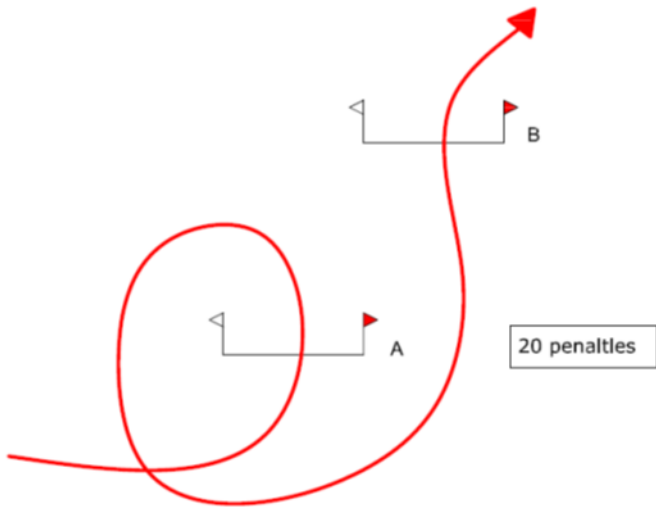


Diagram nr 10

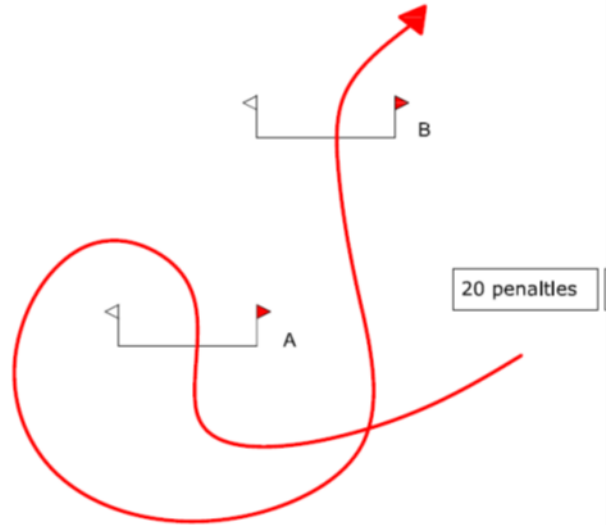


Diagram nr 11

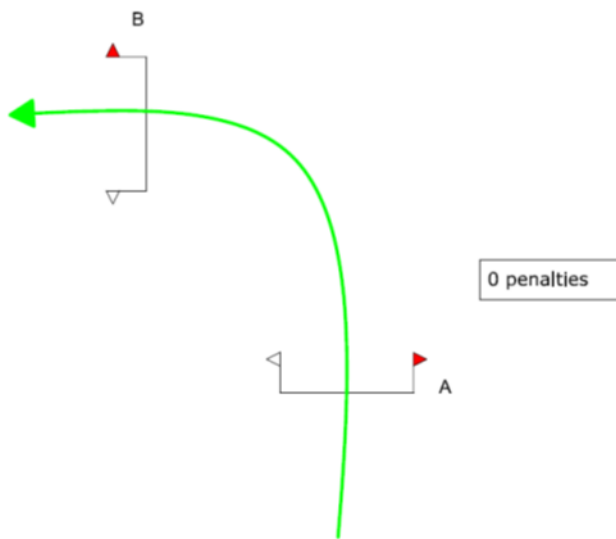


Diagram nr 12

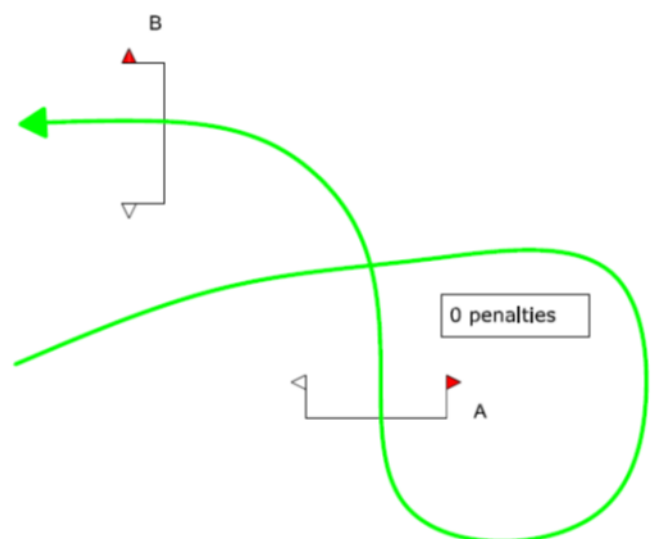


Diagram nr 13

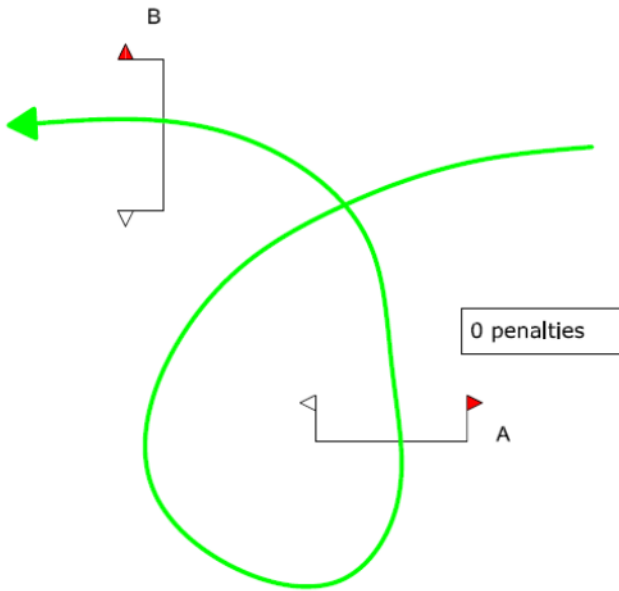


Diagram nr 14

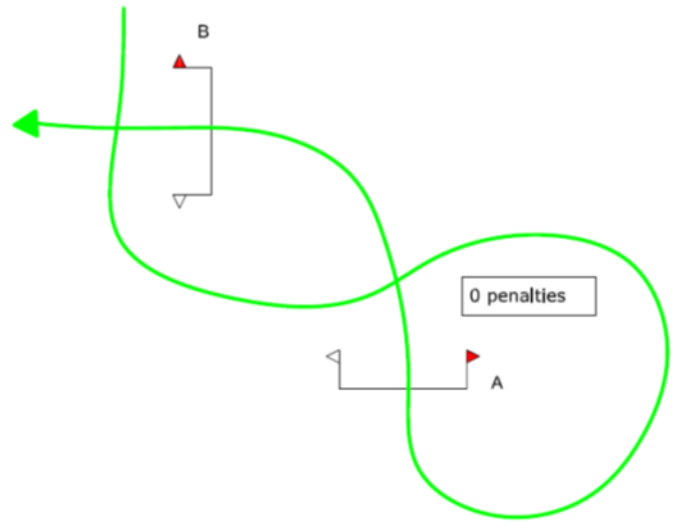


Diagram nr 15

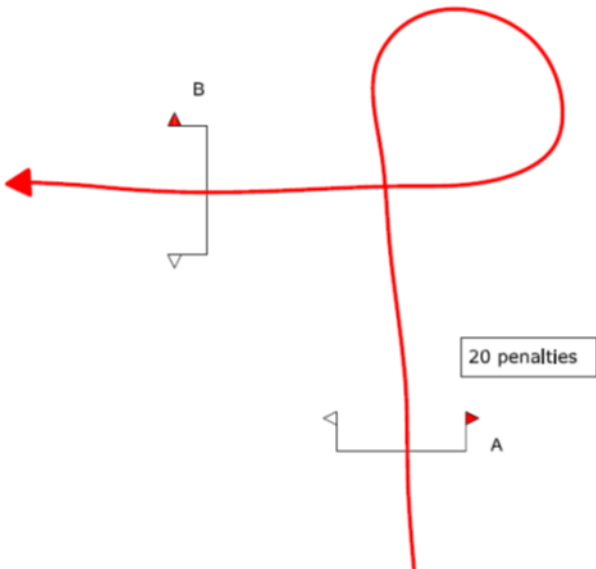


Diagram nr 16

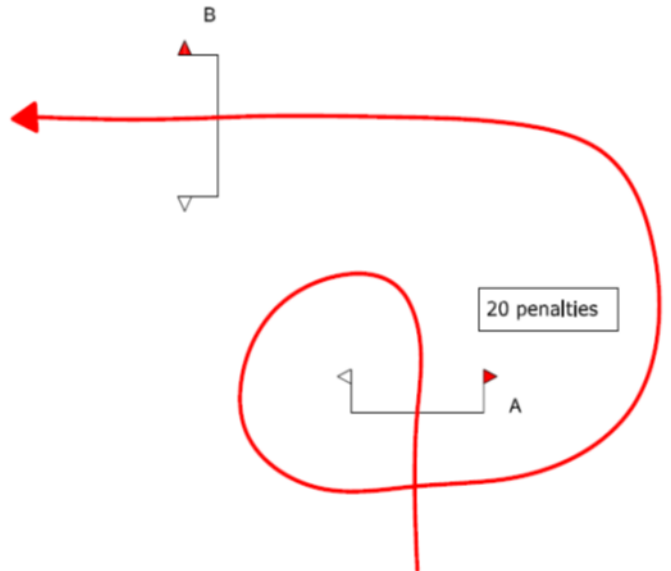


Diagram nr 17

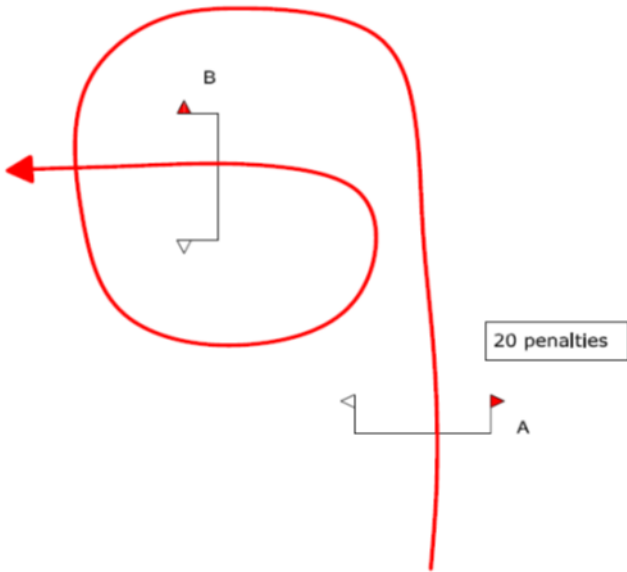


Diagram nr 18

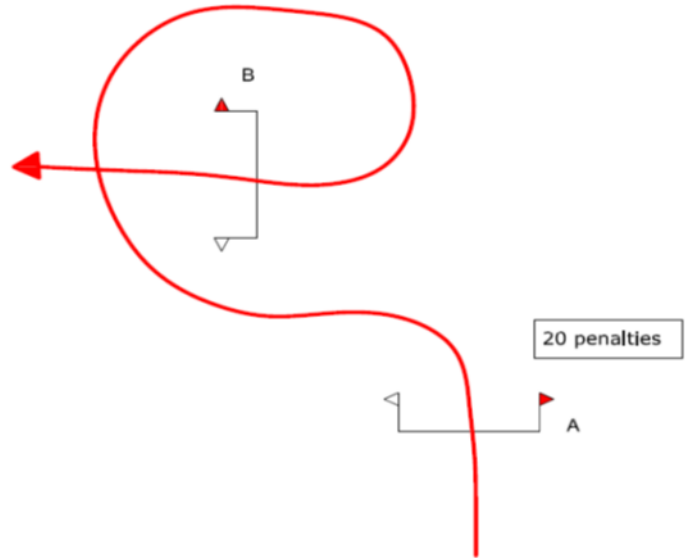


Diagram nr 19

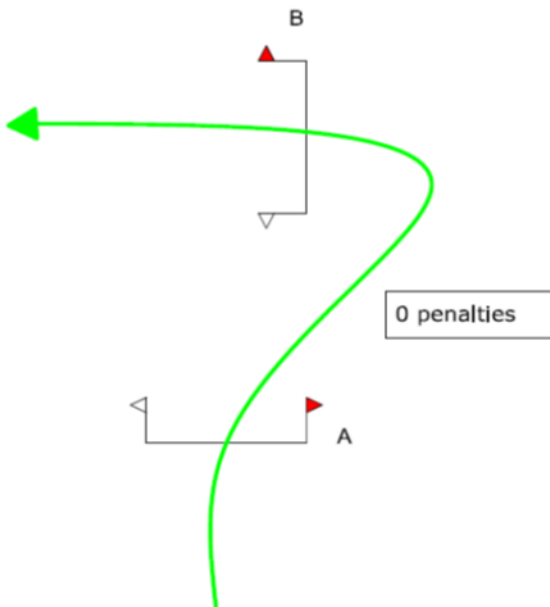


Diagram nr 20

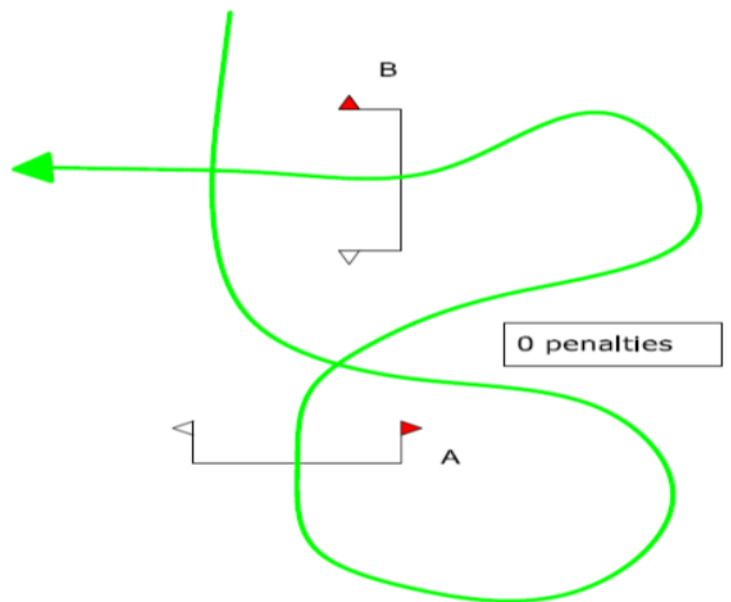


Diagram nr 21

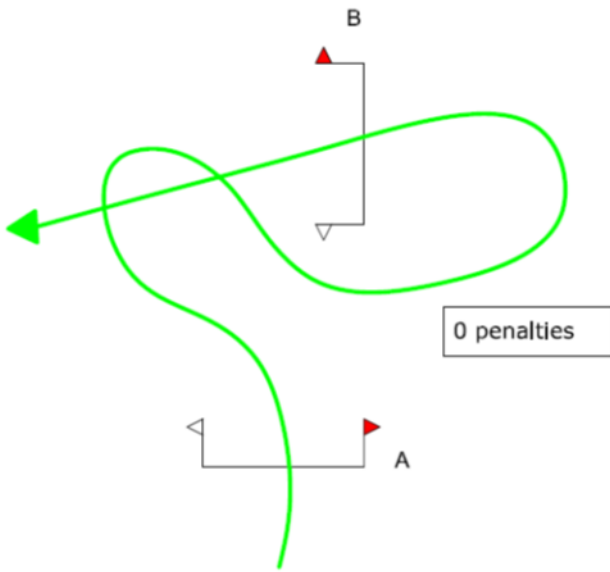


Diagram nr 22

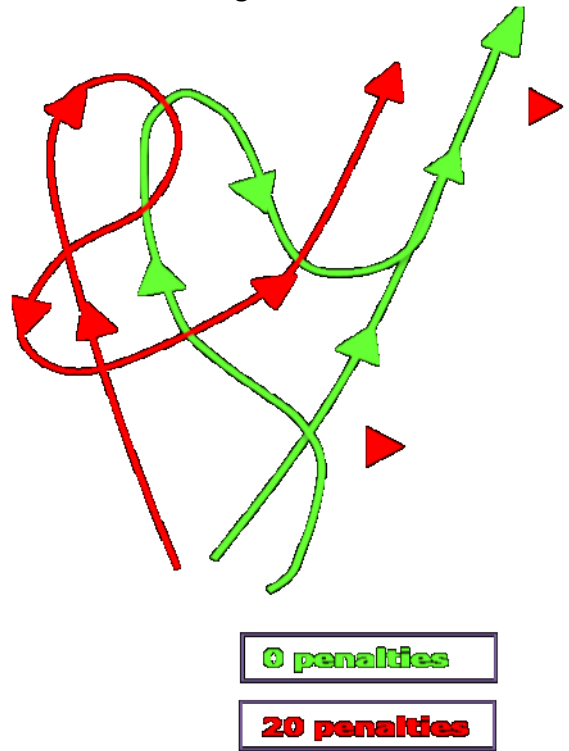


Diagram nr 23

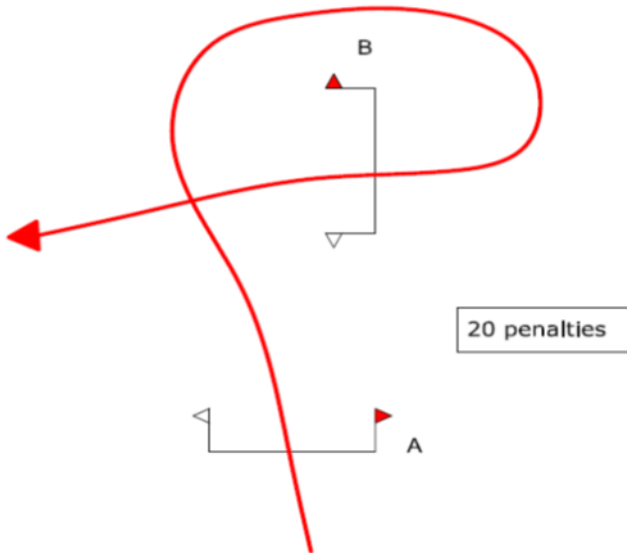


Diagram nr 24

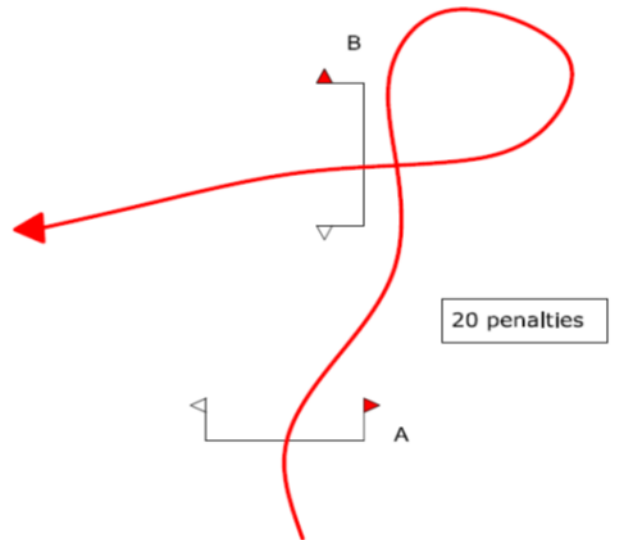


Diagram nr 25

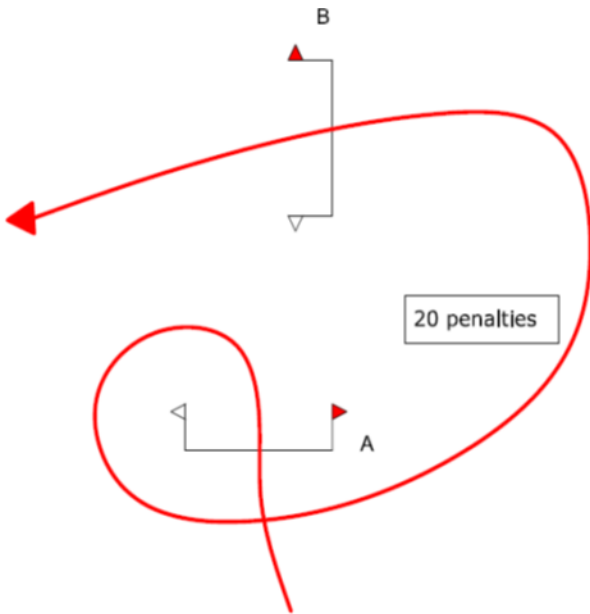
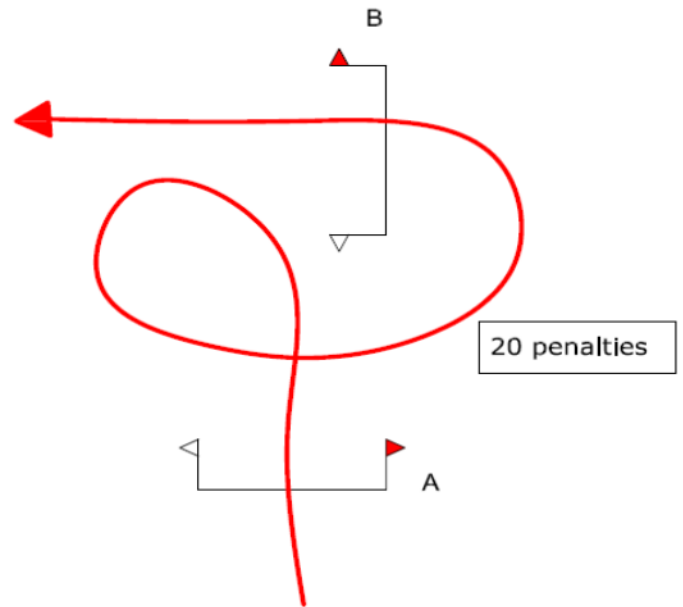
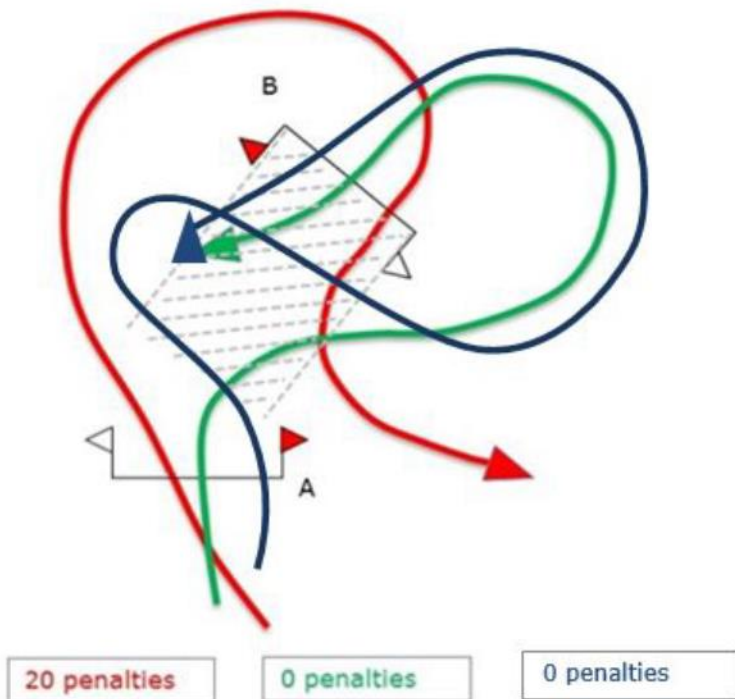


Diagram nr 26



**Diagram nr 27 and 29 – Updated**

An obstacle composed of several elements (A, B, C etc) a Horse will be penalised if it passes around the back of any element or circles between elements.



**Red route:** 20 penalties because it passes around the back of element B (crosses the entire projection of the back of element B)

**Green route:** Clear because it avoids passing around the back of element B (avoids to cross the entire projection of the back of element B)

**Blue route:** Clear because it avoids passing around the back of element B (crosses the entire projection of the back of element B but crosses back to avoid passing around the back of element B)

Diagram nr 28

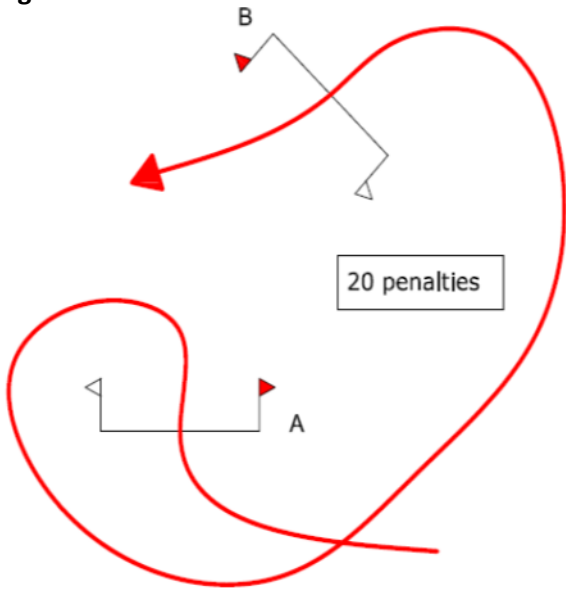


Diagram nr 30

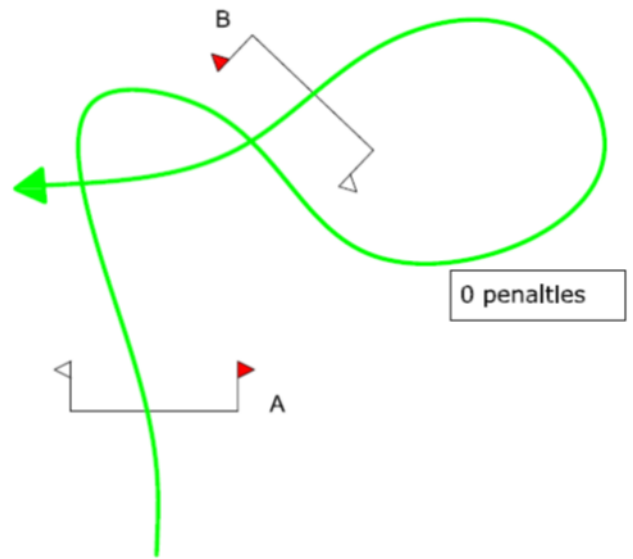
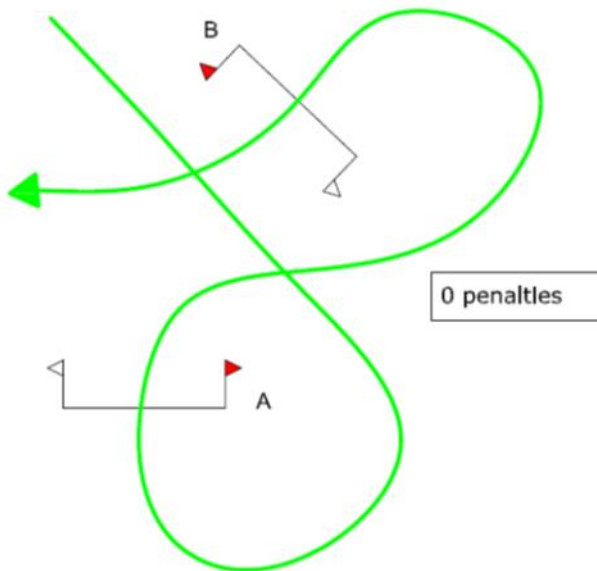


Diagram nr 31







## APPENDIX VII

### Combined Training

#### General

Combined Training is a Competition comprising of a Dressage Test and a Showjumping round where the penalties incurred in each phase are added together.

Combined Training is always scored in penalty points therefore the Competitor with the lowest score has the highest placing.

If equality exists, the classification is decided by the best dressage score. If equality still exists, the closest to optimum time (under the time set) in the jumping test determines the result.

The same horse and rider must complete both tests and elimination from one test involves elimination from the whole competition.

#### Order of Phases

The Dressage Test must always be ridden first.

The draw must provide for competitors to have an interval of 30 minutes between completion of dressage and the start of the showjumping.

#### Age of Horse

A horse may compete in Combined Training competitions from the beginning of calendar year in which it turns 5 years.

#### Age of Competitor

Riders must be 9 years or older as of 1<sup>st</sup> January to participate in Combined Training classes of 95cm or above.

Minimum age is at the discretion of the organizing committee.

#### Saddlery and Dress

Refer to Pony Club WA most current gear checking manual for full details of Eventing Dressage and Eventing Jumping gear requirements: [www.ponyclubwa.asn.au](http://www.ponyclubwa.asn.au)

Prior to each phase a Gear Checker will approve dress, numbers, whips, spurs and saddlery as defined in the most current Pony Club WA Gear Checking Manual, Sport Précis & Amendments.

#### Medical

Please note: As from 1 July 2022, the Medical requirements will be as per the Pony Club Australia policy "Minimum Medical Standards for Pony Club".

#### Officials

It is recommended that an EA or Pony Club WA accredited Dressage Judge be used to judge the Dressage Phase.

It is recommended that an EA or Pony Club WA accredited Course Builder be used to build the Showjumping Phase.

It is recommended that an EA or Pony Club WA accredited Showjumping Judge be used to judge the Showjumping Phase.



### Dressage Phase

The Dressage Phase is to run in accordance with the current Pony Club WA Eventing Rules except where modified below:

- Tests should be as suggested in the Pony Club WA Eventing Rules. Prep tests are suggested for 30 cm classes.
- After elimination (except when eliminated for marked lameness), a rider may continue his performance to the end. The marks will be awarded in the ordinary way.
- All Prep Tests are permitted to be called.

### Dressage Scoring

- The dressage phase will be scored in accordance with the Pony Club WA Eventing Rules.
- In order to convert average percentage into penalty points, this must be subtracted from 100 with the resulting figure being rounded to one decimal point.
- The result is the score in the penalty points for the test.
- Rounding the result to one decimal point includes any score of “x.x5” and above is rounded up and any score less than “x.x5” is rounded down.

### Discretionary Elimination by Dressage Judge

- Performing a test with improper dress/saddlery
- Marked lameness there is no appeal against this decision
- Resistance which prevents the continuation of the test for a period longer than 20 seconds
- Receiving unauthorised assistance.

### Jumping Phase

The jumping test consists of one round of the course, there is no jump-off.

The Jumping Phase is to run in accordance with the current Pony Club WA Eventing Rules except where modified below:

### Jumping Penalties

<b>General Penalties</b>	
Knocking down an obstacle	4 Penalties
First run out, refusal or unauthorised circle in the whole test.	4 Penalties
Second run out, refusal or unauthorised circle in the whole test or at an individual obstacle.	8 Penalties
Third run out, refusal or unauthorised circle in the whole test.	Elimination
Fall of horse	Elimination
Fall of rider during competition	Elimination
Error of course not rectified	Elimination
Omission of Obstacle	Elimination
Retaking an obstacle already jumped	Elimination
Jumping an obstacle in the wrong order	Elimination
Jumping an obstacle in the wrong direction, including any practice jumps	Elimination
Jumping or attempting to jump an obstacle in the arena before the signal to start is given.	Elimination
A horse resisting for 45 consecutive seconds during the test	Elimination
Omitting to cross the starting line and/or finishing line between the flags	Elimination
Jumping an obstacle that does not form part of the course during the test	Elimination
Jumping or attempting to jump an obstacle after an interruption without waiting for the bell.	Elimination



Pony Club WA Rules for Eventing revised 28 April 2022

Not crossing the finishing line mounted before leaving the arena.	Elimination
---	-------------

<b>Time penalties</b>	
Exceeding optimum time	0.4 penalties per second
Exceeding time limit (twice optimum time)	Elimination

<b>Time Corrections</b>	
Knock down with disobedience - 4 penalties as per General Penalties	6 seconds added to time taken to complete test.

<b>Discretionary elimination by the Jumping Judge</b>	
Not entering the arena when the competitor's number is called entering the arena unmounted or leaving the arena unmounted.	
Unauthorised assistance	
Not stopping when the bell is rung during the test	
Jumping or attempting to jump an obstacle without headgear or with an unfastened retention harness	

**Jumping Table**

	1.05	0.95	0.80	0.65	0.45	0.30
<b>Length Metres</b>	Max600m	Max 600	Max 600	Max 600m	Max 600m	Max 600m
<b>Speed refer notes#</b>	325mpm	325mpm	300mpm	300mpm	250mpm	250mpm
<b>No obstacles Maximum efforts</b>	9/10	9/10	9/10	9/10	9/10	9/10
<b>Maximum height</b>	1.05m	0.95m	0.80m	0.65m	0.45m	0.30
<b>Spreads</b>						
<b>Highest point</b>	1.20m	1.00m	0.90m	0.65m	0.45m	0.30
<b>Base or triple bar</b>	1.50m	1.40m	1.20m	0.80m	0.60m	0.45
<b>Open Water</b>	Not Allowed any grade					
<b>Combinations</b>	1 Double	1 Double	1 Double	1 Double	1 Double	1 Double



## EVENTING DRESSAGE TESTS

<b>PC110</b>	<b>FEI CCI 2* Test A 2021</b>	<b>Draw time 4 min 30 sec</b>
<b>PC105</b>	<b>EA Novice 2A</b>	<b>Draw time 8 min</b>
	<b>EA Novice 2B</b>	<b>Draw time 8 min</b>
	<b>Ev-Test A CCNI-2020</b>	<b>Draw time 4 min</b>
	<b>Ev-Test B CCNI-2020</b>	<b>Draw time 5 min</b>
<b>PC95</b>	<b>EA Prelim 1B</b>	<b>Draw time 7 min</b>
	<b>EA Prelim 1C</b>	<b>Draw time 7 min</b>
	<b>EvA Test A 95 2020</b>	<b>Draw time 4 min</b>
	<b>EvA Test B 95 2020</b>	<b>Draw time 4 min</b>
<b>PC 80</b>	<b>EA Prelim 1A</b>	<b>Draw time 7 minutes</b>
	<b>EA Prelim 1B</b>	<b>Draw time 7 minutes</b>
	<b>EvA Test A 80 2020</b>	<b>Draw time 4 Min</b>
	<b>EvA Test B 80 2020</b>	<b>Draw time 4 Min</b>
<b>PC65</b>	<b>EA Prelim 1A</b>	<b>Draw time 7 minutes</b>
	<b>EA Prelim 1B</b>	<b>Draw time 7 minutes</b>
<b>PC45</b>	<b>EA Prelim 1A</b>	<b>Draw time 7 minutes</b>

**NOTE: Tests for State Championships to be advised in the Entry Pack.**

Copies of these tests can be downloaded from the Equestrian Australia Eventing Dressage page.

[www.equestrian.org.au](http://www.equestrian.org.au)



## APPENDIX VIII

### Responsibilities and Authority of a Course Designer

1. The Accredited Course Designer for an Event has total authority and control of what obstacles are used in any of the Grades of the competition and the positioning of those obstacles on course.
2. For any club wanting to build their own obstacles; the design and construction of both portable or fixed jumps must be approved by an accredited Course Designer PRIOR to construction, and from a safety and welfare perspective, such jumps are not to be used (which includes PC Rallies & Training Days) until an accredited Course Designer gives written approval for their use and the exact positioning on course.
3. All obstacles constructed by a non-accredited Course Designer must be checked and signed off by an accredited Course Designer. The jump can only be installed on course by the accredited Course Designer or under the DIRECT supervision of the accredited Course Designer.
4. If the Course Designer believes an obstacle is not suitable for a competition, they have the authority to have the obstacle modified or removed from the course. Note: An obstacle can be within allowable dimensions but still not be suitable.
5. The Course Designer must keep a detailed file of all work they do on a course and the obstacles which they build or sign off on. From January 1<sup>st</sup>, 2021, each club must keep details of who built any new fixed or portable Cross Country jumps.
6. The Event Technical Delegate has the authority to ask for modifications to an obstacle after consultation with the Course Designer.
7. If a compromise cannot be reached between the Technical Delegate and the Course Designer, the Technical Delegate has the authority to have the obstacle removed from the competition.