

Zone 26 Jamboree

Date: 28th and 29th November 2020

Venue : Hills Pony Club, 224 Gilbert Road, Castle Hill

Grounds Open : 12.00pm on Friday

**Start Time : 8.30am on Saturday with the Opening Parade
7.30am on Sunday with SJ course walk**

Entries : Entries will be via [Global Online Entries](#) and close on **10th November 2020 at 11pm.**
Zone Treasurer will download entries each week and send a list to each Club Secretary to confirm PCA affiliation & jumping grade.

Entry Fees : \$35.00 per competitor for Beginners, \$50.00 per competitor for Open riders

This is an opportunity for all Pony Club Members to take part in a two-day event covering many disciplines of horsemanship. Riders of all abilities are encouraged to take part, have fun and support your Club. Camping (no power) is available for La Perouse, MacDonald Valley and a few horse yards are available. Other Zone members are required to request for camping via Zone Secretary (may change due to COVID restrictions).

Program of Events

Saturday

Pony Club Mount (All clubs)

Show Riding (All clubs)

Whistle Drill (La Perouse)

Pony Twist (La Perouse/Others)

Rider in Action (Glenorie)

Keyhole (Glenorie)

Sporting Figure 8 (Vines)

Show Jumping (Hills)

Beginners Ring (Ring 7) (Vines)

Fancy Dress (All Ring Judges)

Sunday

Western Pole Bend (W.Park)

Bending (Woodlands Park)

Straight Barrels (Glenorie)

Section 4 Jumping (Vines)

Team Relay (Weavers.) (W.Park)

Show Jumping (Hills)

Beginners Sporting (Vines)

Grand Parade


NOTE : Zone is unable to offer yards for hire. Hills PC have some open stables available (not sure of the quantity) so please send an email to Zone Secretary requesting a stable if required. However if you have your own **steel panel yards** you may use those but they need to be erected in the designated horse area. There is **NO** electric fence material to be used as yards.

COVID : Due to the easing of the Covid-19 restrictions we are able to run Jamboree. Please keep in mind that we have to adhere to NSW Public Health Orders which may change at any time. A Safety Plan & Risk Assessment will be undertaken before the event so some things may change, we will need everyone's support.

Food & Coffee Vans available from Saturday 7am

THANK YOU to our wonderful sponsors

PARAMOUNT STABLES



*Lessons
Training & Breaking In
Sale Preparation
Show Preparation*

Sarah Pernice
0477 771 672

@paramount_stables

7 HILLS GLASS

www.sevenhillsglass.com.au

Contact : 02 9624 4848

Providing Expert Service & Advice on Glass & Mirrors

Glass Services: Glass Replacement, Splashbacks, Showers Screens, Pet Doors, Table Tops

Mirror Service: Mirror Installations, Antique Mirror, Coloured Mirror, Mirror Re-Silvering & Silvering, Horse Arena Mirror



Pony Haircutters

Located : Shop 1 266 George St, Windsor

Brings a fresh new approach to hair.

Specialising in cutting, colour & styling

@Ponyhaircutters

Contact: 4577 7799



www.glossodiapizza.com.au

Place your Order : 4576 5755

Shop 6 Glossodia Shopping Village, 162 Golden Valley Drive Glossodia
The Finest, Best Quality Pizza and Pasta in the
Hawkesbury District.

Whether its Pizza or Pasta, Ribs or Wedges,
there's something to please everyone in the
family!

Pick Up or Delivered to your door
See Website for delivery locations & Opening hours



www.johnbutlerdesign.com.au

Contact: 02 8883 4086

NAVAL ARCHITECTURE & ENGINEERING SPECIALISTS

Services we Offer:

Naval Architecture, Ship Repair
Solutions, Modification & Refit Design,
Drawings, Vessel Survey

BATTEN FAMILY

Supporters & Competitors of Pony Club
for many years



Boutique Horse and Rider Saddlery

www.jojobisaddlery.com.au

Contact: 0458 069 662

www.performaride.com

Contact: 0477 225 000

Access to functional, affordable & fun saddlery
that is available to everyone.

Full Embroidery Service

Performa Ride Tights

PERFORMAride

Zone 26 Jamboree 2020

Saturday Timetable & Classes :

Show Riding — commences from 9am till approx. 12pm

Competitors warm up area will be around the ring once ring has been set up & before starting classes.

Age Groups may be split depending on numbers

Pony Club Mount Workout refer page 8

Ring 1 – Under 9 years (Glenorie)			Ring 2 – 9 & Under 11 years (W.Park)		
101	Pony Club Mount	Under 9yrs	201	Pony Club Mount	9yrs
102	Rider	Under 9yrs	202	Pony Club Mount	10yrs
103	Pair of Riders	Under 9yrs	203	Rider	9yrs
104	Team of 4	Under 9yrs	204	Rider	10yrs
105	Rider without stirrups	Under 9yrs	205	Pair of Riders	9 & under 11yrs
106			206	Team of 4	9 & under 11yrs
107			207	Bareback Rider	9yrs
108			208	Bareback Rider	10yrs

Ring 3 – 11 & Under 13 years (M. Valley)			Ring 4 – 13 & Under 15years (La Perouse)		
301	Pony Club Mount	11yrs	401	Pony Club Mount	13yrs
302	Pony Club Mount	12yrs	402	Pony Club Mount	14yrs
303	Rider	11yrs	403	Rider	13yrs
304	Rider	12yrs	404	Rider	14yrs
305	Pair of Riders	11 & under 13yrs	405	Pair of Riders	13 & under 15yrs
306	Team of 4	11 & under 13yrs	406	Team of 4	13 & under 15yrs
307	Bareback Rider	11yrs	407	Bareback Rider	13yrs
308	Bareback Rider	12yrs	408	Bareback Rider	14yrs

Ring 5 – 15 & Under 17 years (Hills)			Ring 6 – 17 & Under 26 years (Vines)		
501	Pony Club Mount	15yrs	601	Pony Club Mount	17 & under 19yrs
502	Pony Club Mount	16yrs	602	Pony Club Mount	19 & under 26yrs
503	Rider	15yrs	603	Rider	17 & under 19yrs
504	Rider	16yrs	604	Rider	19 & under 26yrs
505	Pair of Riders	15 & under 17yrs	605	Pair of Riders	17 & under 26yrs
506	Team of 4	15 & under 17yrs	606	Team of 4	17 & under 26yrs
507	Bareback Rider	15yrs	607	Bareback Rider	17 & under 19yrs
508	Bareback Rider	16yrs	608	Bareback Rider	19 & under 26yrs

Zone 26 Jamboree 2020

Ring 7 - Beginner/ Novice - (Walk and Trot only) (Vines) – On Bottom Grass Arena, 9am start
 (Please note this is a non-competitive ring and does not count towards the overall club point score)
 Ages may be reviewed after finalisation of entries

Best Presented and Led Handler events 701 - 707 are with the **saddle on**.

Beginners are only to compete in Events 701 – 722, Fancy Dress and Beginners Sporting & F Grade Show Jumping (Assisted Only) on the Saturday/Sunday they are **not** to be participate in any other events.

701	Best Presented	Under 7yrs	712	Beginner Mount	Led/Assisted Under 8yrs
702	Best Presented	7yrs and Under 10yrs	713	Beginner Mount	Led/Assisted 8yrs and Over
703	Best Presented	10yrs and Over	714	Beginner Mount	Unassisted Under 8yrs
704	Led Handler	Led/Assisted Under 8yrs	715	Beginner Mount	Unassisted 8yrs and Over
705	Led Handler	Led/Assisted 8yrs & Over	716	Pair of Riders	Under 7yrs
706	Led Handler	Unassisted Under 8yrs	717	Pair of Riders	7yrs and Under 10yrs
707	Led Handler	Unassisted 8yrs & Over	718	Pair of Riders	10yrs and Over
708	Best Position	Led/Assisted Under 8	719	Rider without stirrups	Led/Assisted Under 8yrs
709	Best Position	Led/Assisted 8yrs and Over	720	Rider without Stirrups	Led/Assisted 8yrs and Over
710	Best Rider	Unassisted Under 8yrs	721	Rider without stirrups	Unassisted Under 8yrs
711	Best Rider	Unassisted 8yrs and Over	722	Rider without stirrups	Unassisted 8yrs and Over

Fancy Dress - commences after ring event on Saturday

800	This is open to all competitors not doing Hunter class and will be held whilst the Open Hunter Class is being run. This will be held on the main arena, to be judged by all ring judges except Ring 6 judge
-----	--

Open Hunter Class - commences after ring event on Saturday

801	This will be held whilst the Fancy Dress is being run. All competitors must be grade C and above. This will be held on the main arena, to be judged by 2 judges. Refer page 9 for workout (Please note this does not count towards the overall club point score)
-----	---

Rider in Action - commences after Fancy Dress on Saturday & closes 3pm (Refer page 12)

1000	Competitors simply report at any time and compete. It is their responsibility to ensure they have completed the event before the close of activities on Saturday. There will be ONE runs per competitor and fastest time recorded
------	--

Pony Twist - commences from 12noon on Saturday (Refer page 11)

1301	Competitors simply report at any time and compete. It is their responsibility to ensure they have completed the event before the close of activities on Saturday. There will be ONE runs per competitor and fastest time recorded				
------	--	--	--	--	--

Whistle Drill - commences from 1.00pm on Saturday (Refer page 10)

1401	Team under 9	To be at a trot	1404	Team 13 & under 15yrs	To be at a canter
1402	Team 9 & under 11yrs	To be at a trot	1405	Team 15 & under 17yrs	To be at a canter
1403	Team 11 & under 13yrs	To be at a trot	1406	Team Associate	To be at a canter

Sporting Figure 8 - commences from 12noon on Saturday (Refer page 13)

1501	Competitors simply report at any time and compete. It is their responsibility to ensure they have completed the event before the close of activities on Saturday. There will be ONE run per competitor				
------	---	--	--	--	--

Show Jumping - commences 8.00am on Sunday, course walk from 7.30am

Show Jump Cards to be produce (Refer page 13)

F Grade is open to beginners but **NOT** led, one person may stand on course to assist if needed

GRADES TO BE ADVISED DEPENDING ON ENTRIES					
2101	F Grade (30cm) – Ungraded all ages	2110	D Grade – 13 & under 15yrs		
2102	E Grade – 17 & under 26yrs	2111	D Grade – 11 & under 13yrs		
2103	E Grade – 15 & under 17yrs	2112	D Grade – 9 & under 11yrs		
2104	E Grade – 13 & under 15yrs	2113	D Grade – Under 9yrs		
2105	E Grade – 11 & under 13yrs	2114	C Grade – 17 & under 25yrs		
2106	E Grade – 9 & under 11yrs	2115	C Grade – Under 17yrs		
2107	E Grade – Under 9yrs	2116	B Grade – All Ages		
2108	D Grade – 17 & under 25yrs	2117	A Grade – All Ages		
2109	D Grade – 15 & under 17yrs				

Sunday Timetable & Classes :

Show Jumping - commences 8.00am on Sunday, course walk from 7.30am

Show Jump Cards to be produce (Refer page 13)

F Grade is open to beginners but **NOT** led, one person may stand on course to assist if needed

GRADES TO BE ADVISED DEPENDING ON ENTRIES			
2101	F Grade (30cm) – Ungraded all ages	2110	D Grade – 13 & under 15yrs
2102	E Grade – 17 & under 26yrs	2111	D Grade – 11 & under 13yrs
2103	E Grade – 15 & under 17yrs	2112	D Grade – 9 & under 11yrs
2104	E Grade – 13 & under 15yrs	2113	D Grade – Under 9yrs
2105	E Grade – 11 & under 13yrs	2114	C Grade – 17 & under 25yrs
2106	E Grade – 9 & under 11yrs	2115	C Grade – Under 17yrs
2107	E Grade – Under 9yrs	2116	B Grade – All Ages
2108	D Grade – 17 & under 25yrs	2117	A Grade – All Ages
2109	D Grade – 15 & under 17yrs		

Western Pole Bend - commences 8.30am on Sunday (Refer page 14)

Bending - commences 8.30am on Sunday (Refer page 14)

2201	Rider 11 & under 13yrs	2202	Rider 11 & under 13yrs
2203	Rider 9 & under 11yrs	2204	Rider 9 & under 11yrs
2205	Rider under 9yrs	2206	Rider under 9yrs
2207	Associates	2208	Associates
2209	Rider 15 & under 17yrs	2210	Rider 15 & under 17yrs
2211	Rider 13 & under 15yrs	2212	Rider 13 & under 15yrs

Beginners Sporting - commences 10.00am on Sunday

2301	Competitors must only have competed in Events 701 – 722. This will be held on the sand dressage arena		
	Rider in Action	Sporting Figure 8	
	Mini Barrels	Bending / Western Pole Bend	
	Games may change depending on entries		

Straight Barrels - commences 9.00am on Sunday (Refer page 14)

2401	Competitors simply report at any time and compete. It is their responsibility to ensure they have completed the event before the close of activities on Sunday . There will be ONE run per competitor		
------	---	--	--

Section 4 Jumping - commences 9.00am on Sunday (Refer page 15)

2501	Rider 15 & under 17yrs	2504	Rider under 9yrs
2502	Rider 11 & under 13yrs	2505	Associates
2503	Rider 13 & under 15yrs	2506	Rider 9 & under 11yrs

Team Relay – - at conclusion of Western Pole Bend/Bending & Jumping on Sunday

Restricted Event – one team per club for each age group, if a club doesn't have enough riders they can borrow from another club only if that rider hasn't competed in this event (Refer page 15)

2601	Rider under 9yrs	2604	Rider 13 & under 15yrs
2602	Rider 9 and under 11yrs	2605	Rider 15 & under 17yrs
2603	Rider 11 and under 13yrs	2606	Rider Associate

GRAND PARADE & PRESENTATION - commences on completion of events on Sunday

Parade to be Mounted unless announced otherwise, Competitors to wear all ribbons

Rules for Zone 26 Jamboree 2020

In order to make this event a safe and enjoyable one for all we have consolidated all the rules into one section of this program

It is very important that you read and understand them all. If you have any queries please contact your Club Secretary, the Zone Chief Instructor (Caroline Dobson) or the Zone President (Bob Gribbin).

General Rules

The following rules are important to the safety and enjoyment of all riders at the event, please take the time to read them:

- Pony Club uniform is to be worn in all events (shirt, tie, jumper etc.) which means **beige** jodhpurs (no white or banana), except that T-shirts may be worn during events on Sunday provided all competing members from the same club wear them. **Moleskins CAN be worn for sporting events BUT jodhpurs must be worn for Show Riding & Show Jumping.**
Riders under 17 are not permitted to wear gaiters in the hacking classes.
- After Grand Parade and the rings are setup riders may warm up around the ring before Pony Club mount. They must not ride on the pony club mount course at penalty of disqualification
- There will be gear check before & during the Opening Parade, and before other selected events. Any competitor with faulty gear will not be allowed to compete unless corrected. On Sunday the club Senior Instructors are to ensure safety gear check of all riders from their club.
- For the entire event all current rules of the PCA will apply, including 'one horse/one rider, one rider/one horse.
- Under no circumstances is any competitor permitted to leave the grounds during the competition period without the permission of the Club's Captain and the Ringmaster. Clubs must also accept that the Jamboree is a two day event and competitors are encouraged to compete on both days.
- Any scratching's must be notified to the Scorer before 11.00am on the first day of the event, Saturday.
- All competitors must compete in their own age group.
- Competitors must compete in their own Club team and only form a composite team if team manager has requested. Where a club has the required number of entries in any age group to form a Club team/teams they must do so, if a club requires to make a composite team they should discuss with appropriate Team Manager, unless one of the Club's riders is not capable of competing in team events because of mount.
- **No** competitor may canter, gallop or jump cross country jumps on the HDPC grounds at the penalty of disqualification.
- The front gate at the entry to Hills District Pony Club grounds, **must** remain closed during the entire Jamboree.
- Double bridles will be permitted in ridden classes in Rings 1 to 6 only but Snaffle bit required for Pony Club mount.
- If you have a problem horse and require stabling/yarding, please provide details on the entry form so that consideration can be given to the allocation of stables/yards.
- Alcohol must not be consumed during the progress of the event. Any rider who appears to be under the influence of alcohol will be asked to dismount and take no further part in the competition – as per PCA alcohol policy.
- **NO DOGS** ALLOWED ON THE GROUNDS AT ANY TIME DURING THE JAMBOREE, you will be asked to take them home immediately.

Club Manager

Each Club shall appoint a Manager to be responsible for the conduct of the riders from that Club and to be available (for the entire Jamboree) for liaison with the Camp Manager, Zone executive and official Scorers.

The Manager will be expected to remain on the grounds right through Saturday night. Managers should make themselves known to the Camp Manager, Katrina Batten, from HDPC, and be prepared to accept her directions on general camping and parking arrangements that may be necessary for the running of the jamboree. The Camp Manager will have absolute power in matters of behaviour of those competitors and others camping on HDPC grounds.

Disqualification from competition will result from continued breaches of discipline. There will be **no official lunch breaks** and meals etc are the responsibility of individual members. The Food & Coffee vans will be available throughout the Jamboree weekend.

Care for the Horses

Owners must ensure adequate feed and water for horses. Horses are not to be left unattended at any time unless in a stable or temporary safe enclosure during the day. Horses are not to be tied to fences (including the main arena fence) at any time.

Teams Events

In Team events competitors are required to “team up” with other members of their own club in their age group, prior to forming a composite team with other clubs in the same age group only. Composite teams will get points for each rider’s club, a rider may only ride twice if they have already ridden for their club but will receive no points. Clubs may enter several teams in an age group but will only be awarded club team points for the highest placing team .

Events

Although the program gives an indication of the likely order of events, it should NOT be taken as final. Competitors are asked to listen to announcements to ascertain when events are about to commence and to present themselves accordingly.

General Information for Clubs

Scoring etc

Information in regard to the event will be posted on the noticeboard at the commencement of the Jamboree.

Trophies presented are to be retained by the Clubs awarded them for one year.

Medallions and Sashes will be awarded to individual age champion and reserve champion.

Individual Champion will be points from: Pony Club Mount, Rider, Bareback Rider, Rider in Action, Show Jumping and two sporting games which will be drawn from a hat Saturday morning and announced.

Club Points: All events counted, however Team Relay they will only count for one Team per Club per Age Group, where a Team is a composite between Clubs, club points will be split across Clubs making up the Team. All beginner riders will be given one point each for their club

Disputes Committee

The Disputes Committee will be formed with one Zone representative from each plus the Zone President and the Zone Chief Instructor.

In all matters to do with the conduct of events during the Jamboree queries and concern should firstly be referred to your team manager. Should the team manager decide that a formal dispute or protest is valid he/she should notify the Disputes Committee in writing. The Disputes Committee will be the final authority.

Camping

Camping is available to La Perouse & MacDonald Valley.

Other competitors will have to request camping through the Zone Secretary, this may change if there are any changes to the COVID restrictions

There is **NO** power available

Showers will be locked by 10.00pm on Friday and Saturday evenings. The key to showers will be held by a representative of HDPC.

Horse Yards

Horses that are staying during the camp must stay in steel panel yards or the permanent stables on Hills grounds.

If you have your own **steel panel yards** you may use those but they need to be erected in the designated horse area. There is **NO** electric fence material to be used as yards.

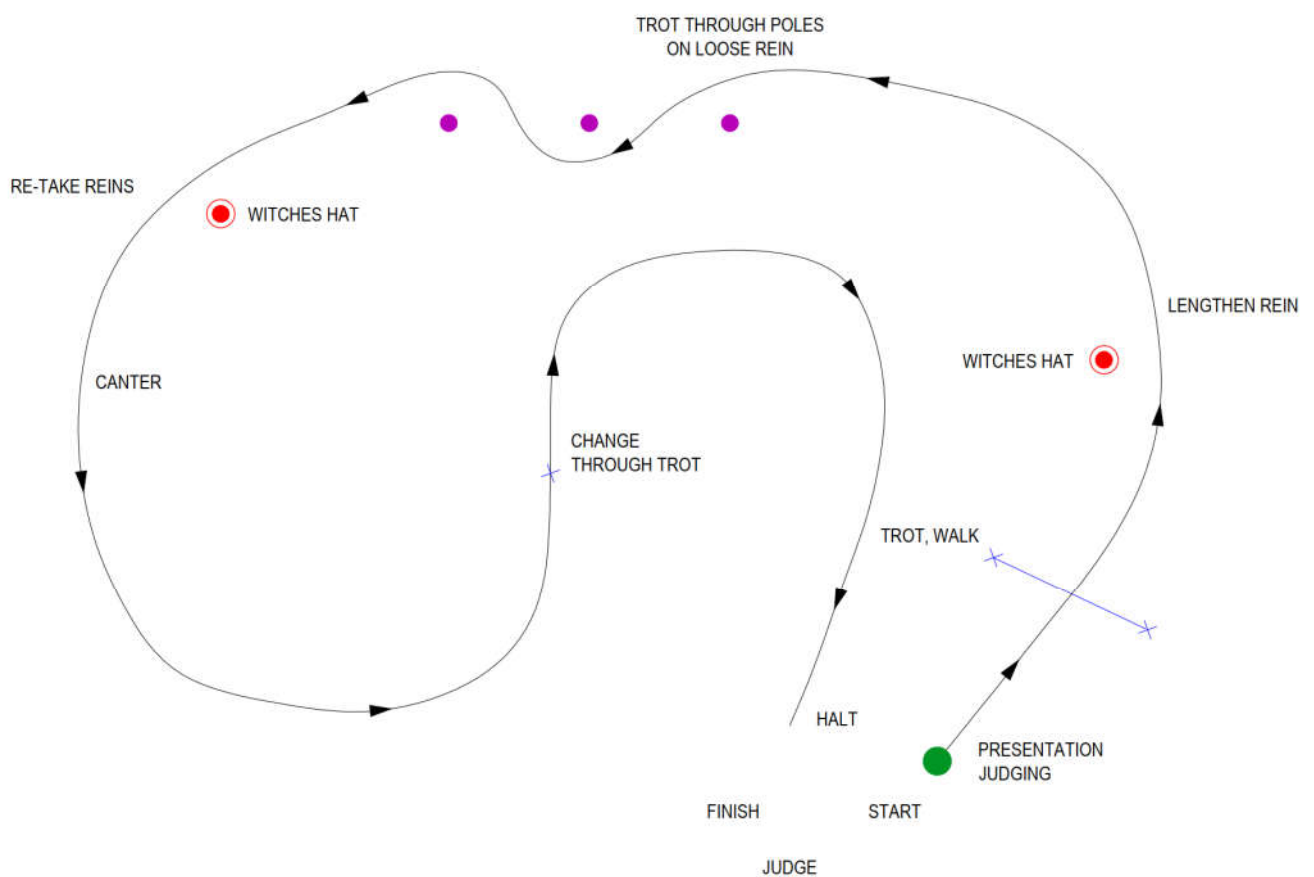
Rules for events

Pony Club Mount

Judges will complete a score sheet which will be totalled and places given by Steward (judge may require 2nd Steward). **Presentation** is also part of the overall score.

Must be ridden in a **Snaffle bit** as per PCA Rules.

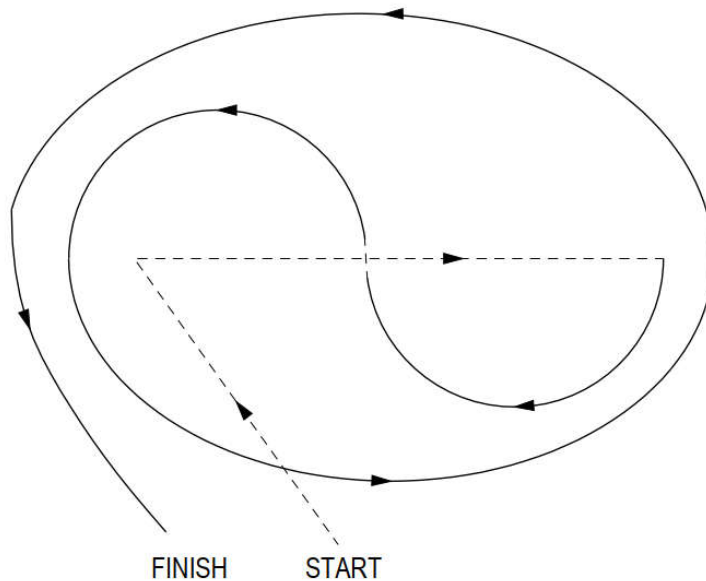
- Presentation of Horse & Rider
- Trot over jump
- At witches hat lengthen **rein**
- Trot through bending poles on a loose
- At the Witches hat re-take rein and canter on left lead
- Canter loop with a simple change through trot,
- Canter right circle back towards judge and trot, walk and halt at judge



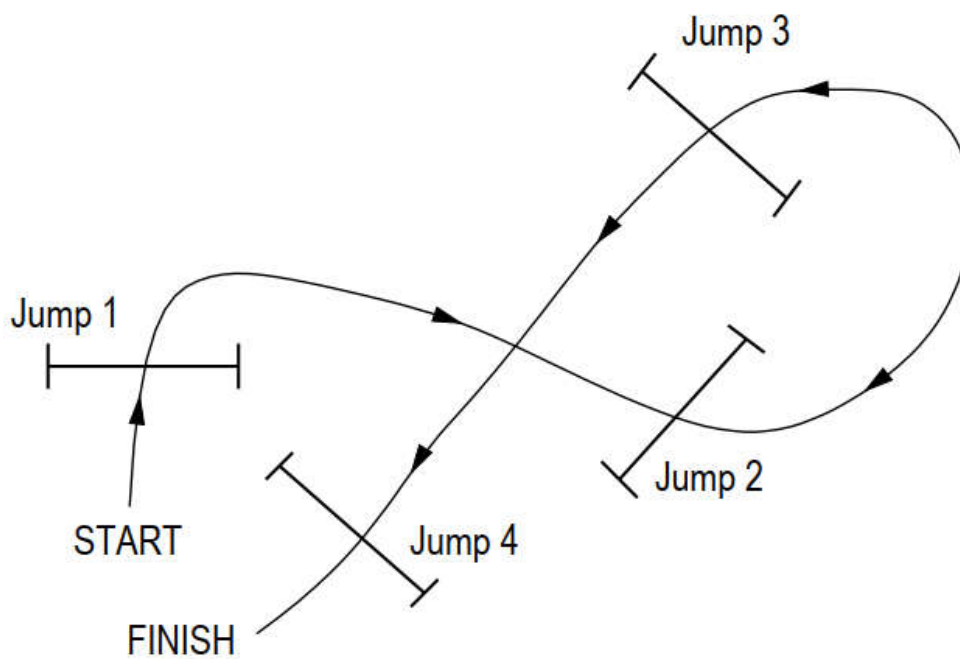
Open Hunter Workout

Phase One – Workout

Trot Out,
Lengthen trot,
Canter half circle,
Simple change,
Canter half circle then
Gallop circle,
Back to judge and Halt



Phase Two – Show Jumping



Whistle Drill

- Under 9, 9 and under 11, and 11 and under 13 years to be ridden at a **TROT**
- All other age groups at **CANTER**
- Calling is only allowed for the under 9 team for change of direction whistle
- Change direction on sound of whistle – one for left – two for right
- On long whistle come together in front of the judge, halt and salute

Keyhole

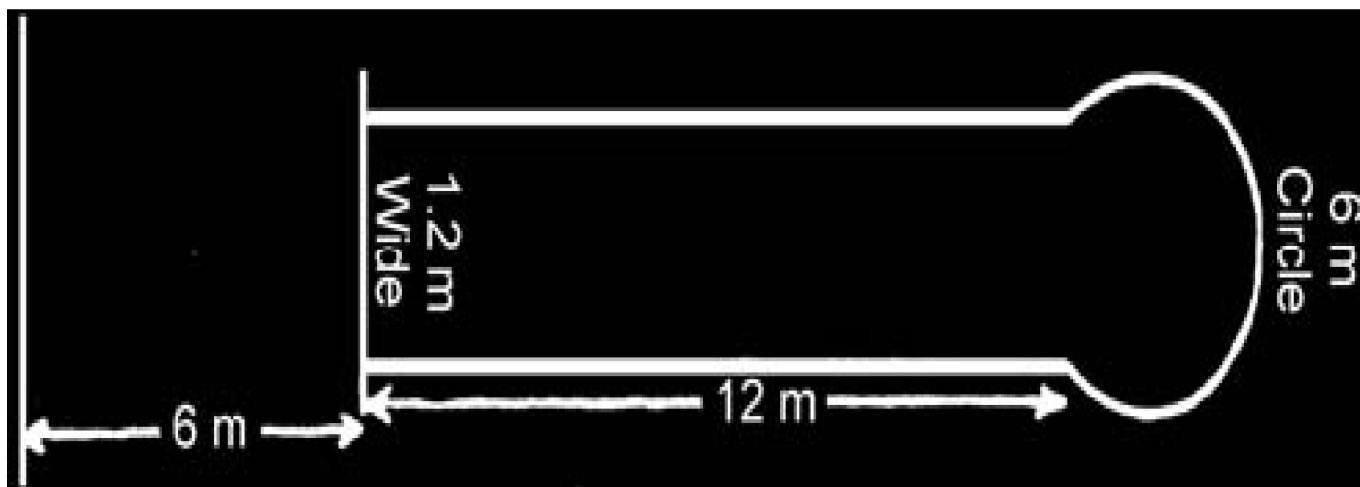
Course:

A lane 12m long and 1.2m wide is marked with whiting, make a circle 6m in diameter on one end of the lane. The starting line is at the end of the lane opposite the circle. Another line is made 6m before reaching the starting line. This is a timed event and time starts at the starting line entering the lane. The rider must have his horse inside the back line and the horse must stop his forward motion before starting the race (ie. standing Start in 6m Zone). He then has 6m to start the horse before time begins, at the entry of the lane. Competitor rides down the lane turning inside the circle and returning down the lane.

Time starts and stops upon entering and leaving the lane. If a horse steps back across the first line, an additional stop of his forward motion shall be required in the 6m zone. After the original crossing of the first line, 30 seconds will be allowed to enter the lane.

Competitors are eliminated:

1. If rider steps on line
2. If rider crosses over the line.



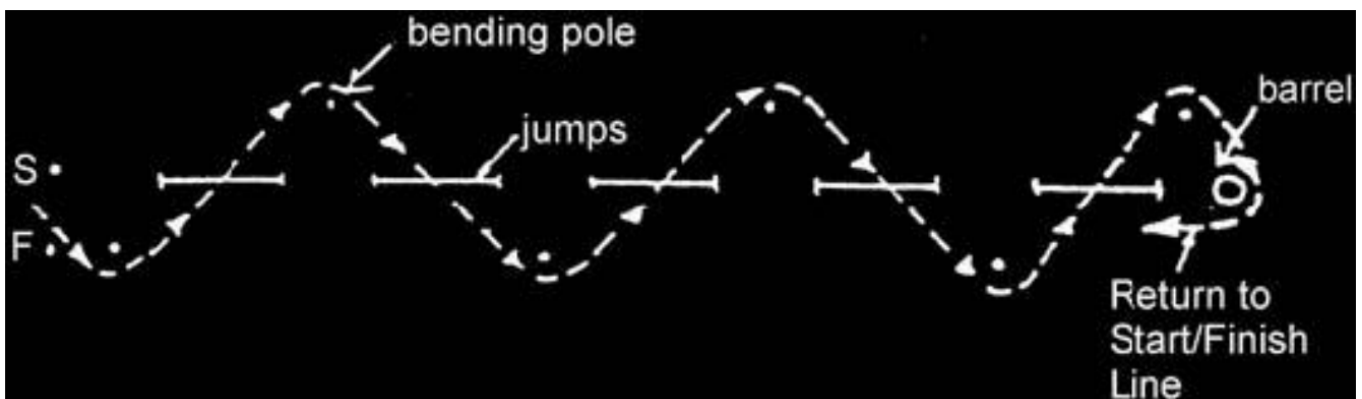
Pony Twist

Course:

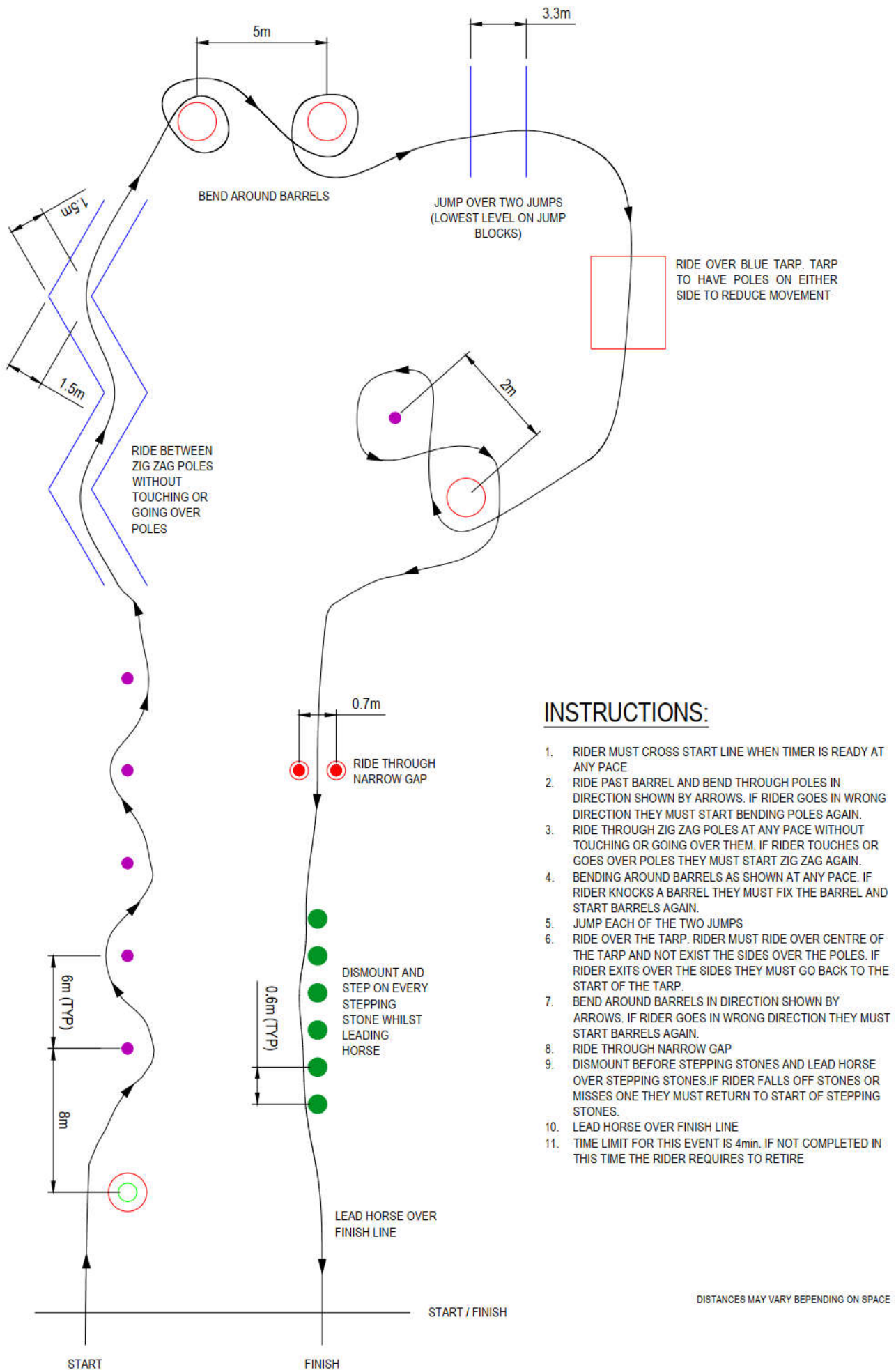
This is a timed event and Horses are to be timed on the nose crossing the starting and finishing lines. A flying start is permitted.

The start/finish line and positions of the hurdles, pegs and barrel are to be marked permanently for the entire fixture.

1. Distances to be as follows:
 - a. Distance between jumps can vary depending on area available
 - b. Bending poles to be 5-6 m out from jumps.
2. Height of jumps to be determined by age, grade or ability: Jumps to be cavaletti, blocks or normal jumps with loose pole in cup.
3. Five Second (5sec) penalty will be added for:
 - a. Each peg knocked down
 - b. Each jump knocked down
 - c. End barrel knocked down
 - d. Each peg or barrel touched by hand
4. Competitors are eliminated:
 - a. excessive hitting of the horse with spurs, whip or any object whatsoever
 - b. error of course not rectified



Rider in Action



INSTRUCTIONS:

1. RIDER MUST CROSS START LINE WHEN TIMER IS READY AT ANY PACE
2. RIDE PAST BARREL AND BEND THROUGH POLES IN DIRECTION SHOWN BY ARROWS. IF RIDER GOES IN WRONG DIRECTION THEY MUST START BENDING POLES AGAIN.
3. RIDE THROUGH ZIG ZAG POLES AT ANY PACE WITHOUT TOUCHING OR GOING OVER THEM. IF RIDER TOUCHES OR GOES OVER POLES THEY MUST START ZIG ZAG AGAIN.
4. BENDING AROUND BARRELS AS SHOWN AT ANY PACE. IF RIDER KNOCKS A BARREL THEY MUST FIX THE BARREL AND START BARRELS AGAIN.
5. JUMP EACH OF THE TWO JUMPS
6. RIDE OVER THE TARP. RIDER MUST RIDE OVER CENTRE OF THE TARP AND NOT EXIT THE SIDES OVER THE POLES. IF RIDER EXITS OVER THE SIDES THEY MUST GO BACK TO THE START OF THE TARP.
7. BEND AROUND BARRELS IN DIRECTION SHOWN BY ARROWS. IF RIDER GOES IN WRONG DIRECTION THEY MUST START BARRELS AGAIN.
8. RIDE THROUGH NARROW GAP
9. DISMOUNT BEFORE STEPPING STONES AND LEAD HORSE OVER STEPPING STONES. IF RIDER FALLS OFF STONES OR MISSES ONE THEY MUST RETURN TO START OF STEPPING STONES.
10. LEAD HORSE OVER FINISH LINE
11. TIME LIMIT FOR THIS EVENT IS 4min. IF NOT COMPLETED IN THIS TIME THE RIDER REQUIRES TO RETIRE

DISTANCES MAY VARY BEPENDING ON SPACE

Sporting Figure of Eight

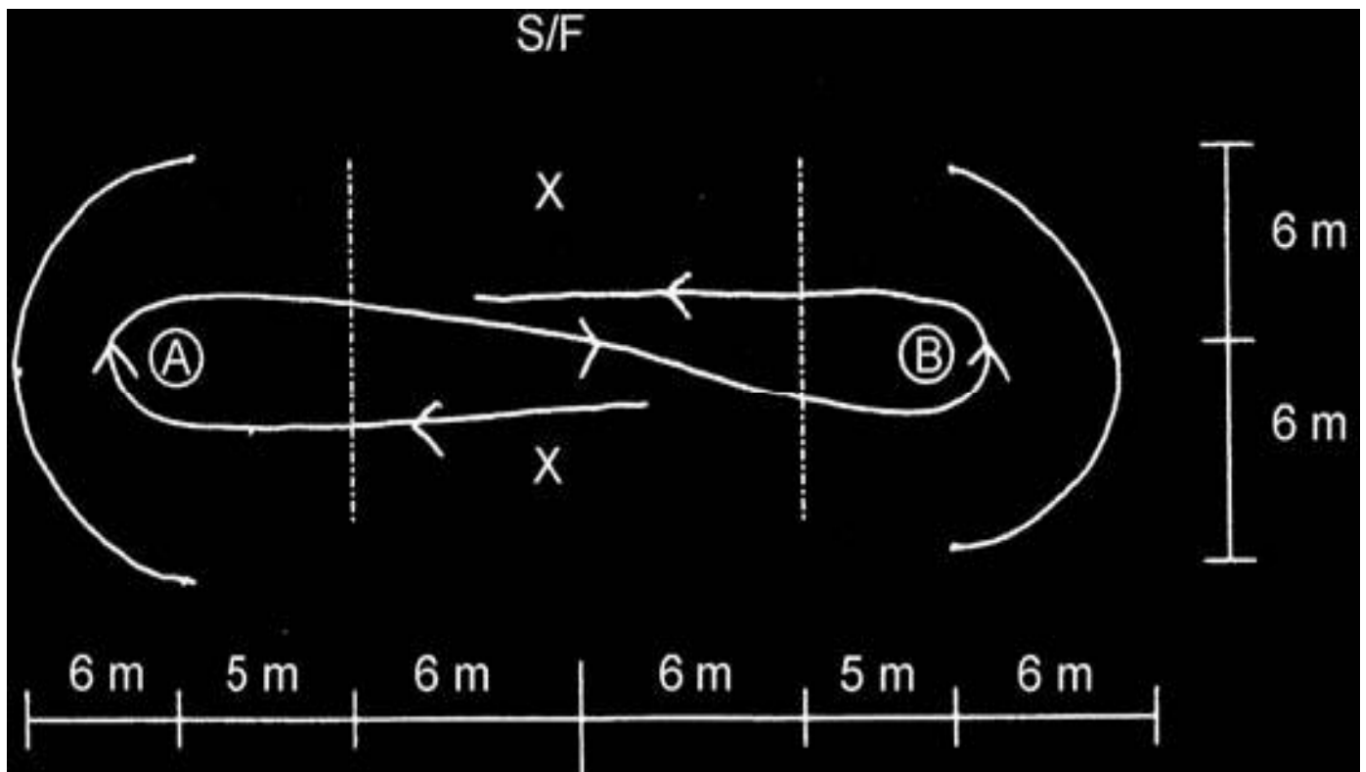
Course:

This is a timed event . Starting at the middle ride 11 metres to a peg and turn around it with the peg on your right-hand side, then riding back through the start pegs continue on to another peg 11 metres on the opposite end, turn around this peg with the peg on your left-hand side.

1. Start in either direction.
2. Flying start from 6m line.
3. First turn MUST be right around peg (A or B depending on start direction), back through starting pegs marked A and B.

Competitors are eliminated:

1. Knocked down or broken peg
2. Not turning the first peg to the right
3. Touching peg with the hand
4. Hoof on or over 6m demarcation line marked around pegs A & B



Show Jumping

**NOTE: Jumping timetable will change due to some grades running on Saturday afternoon.
Show Jumping schedule to be advised depending on entry numbers**

Walk the course for on Sunday starts at 7.30am.

Jumping to commence at 8:00am.

AM7 F, E & D Grade will be run to optimum time and not against the clock.

Speed to be advised on the day but will be approx. 325m per minute.

In the first round where, a competitor is + or – Optimum time by more than 10 seconds, time penalties will apply.

A, B and C Grades are against the clock.

Western Pole Bend and Bending

- Heats will be run on the basis that riders within each age group will be timed individually as they compete.
- Finals will be run on the basis that the fastest 5 competitors will commence from a standing start with place getters determined on a first past the post basis, 6th place is awarded to sixth fastest time but doesn't ride in the final.

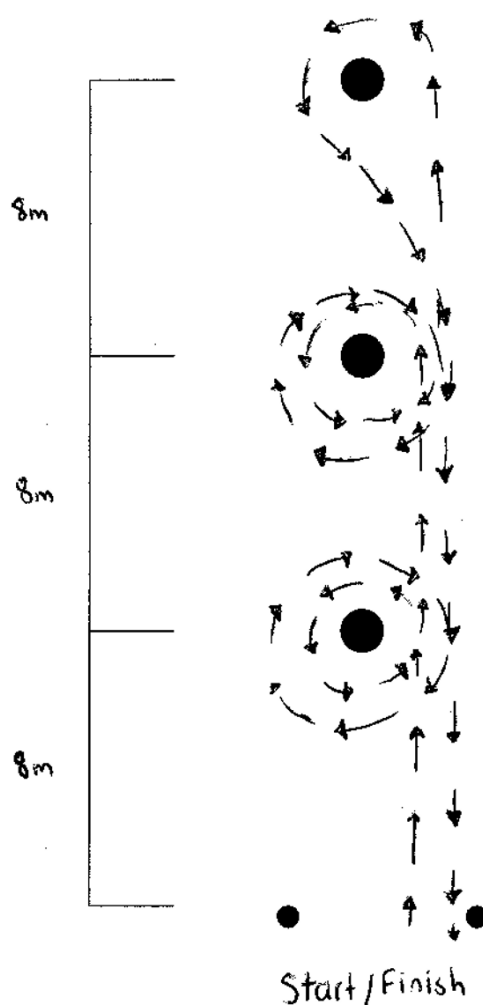
Straight Barrels

Course:

1. There will be 3 x 44 gallon drums in a straight row 8m apart
2. The rider enters through the Start/Finish posts and takes the drums as follows:
 - On the outward course, all 3 drums on a left hand turn
 - On the return course, final 2 drums on a right hand turn

See Diagram

3. This is a timed event. Competitors may have a flying start.
4. Elimination will result from:
 - Error of course not rectified
 - Touching a drum with the hand
 - Knock down of drum



Section Four Jumping

Under 9, 9 and under 11, and 11 and under 13 years to be ridden at a **TROT**, rider over 13yrs at **CANTER**

- The ring is set with four sets of 4 half barrels laid short sides with a half barrel split between each barrel – at equal intervals
- The Team elects a caller and then commences at single file with approximately 1 to 2 horse lengths between them
- The Team carries out the following movements
- From the right to the left single file walk march around the inside of the barrels on the left rein
- At barrel 2 Team proceeds into working trot
- At barrel 3 Team proceeds into working canter
- When the first rider reaches barrel 1 they will jump the barrel and the other riders will follow consecutively
- Between jump 4 and 1 riders 2 and 4 ride up to join riders 1 & 3 and form half sections
- They then jump all jumps again in half sections and between jumps 4 & 1 riders 3 & 4 ride up on the inside of riders 1 & 2 to form full section.
- They then jump all jumps
- After jump 4 the Team left wheel into the centre of the circle and perform a downwards transition and halt before the judges

Team Relay - Speed Weavers

Riders 1 & 3 remain at start line and Riders 2 & 4 move to opposite end.

Rider 1 bends up the poles and over line where Rider 2 bends through the poles and over start line so Rider 3 can bend up poles and over line for Rider 4 to bend through poles and over finish line.

First team over the line is the winner.

Same rules apply as per Bending